

MOUNTAINBIKE
TREKKING

M

O

U

N

T

A

I












N



INDEX



LEGENDE ICONS

-  www.cube.eu/Artikelnummer www.cube.eu/Article Number
-  **Rahmen** Frame
-  **Gabel** Fork
-  **Dämpfer** Shock
-  **Kurbel** Crank / **Schaltwerk** Rear Derailleur / **Anzahl Gänge** Gears / **Bandbreite** Band Width
-  **Bremse** Brakes
-  **Felgenbremse** Rim Brakes
-  **Laufradausatz** Wheelset
-  **Farbe** Color  **Größe** Size
-  **Gewicht*** Weight*

* Alle angegebenen Gewichte entsprechen dem abgebildeten Rad (mittlere Rahmengröße) ohne Pedale.
Geringe Gewichtsabweichungen sind möglich. All indicated weights are for the pictured bike (middle frame size) without pedals. Minor deviations are possible.

MOUNTAINBIKE



- 4 Storyübersicht
Storyoverview
- 34 **HARDTAIL**
 - 36 Elite
 - 42 Reaction
 - 52 Race One
 - 56 CMPT
 - 64 Nutrail
- 66 **FULLSUSPENSION**
 - 68 AMS 100
 - 72 Stereo 120
 - 78 Stereo 140
 - 82 Stereo 150
 - 86 Stereo 160
 - 90 Hanzz
 - 94 Two15
- 96 **WOMEN'S SERIES**
 - 98 Access WS
 - 106 Sting WS

TREKKING

- 110 **TOUR**
 - 112 Cross
 - 116 Nature
 - 118 Kathmandu
 - 122 Touring
- 124 Town
- 126 Travel
- 130 SL Road
- 132 Editor
- 134 Hyde
- 136 Elly

KIDS

- 138 **KIDS**
 - 140 Cubie
 - 142 Kid 160
 - 143 Kid 200
 - 146 Kid 240
 - 150 Stereo 140 Youth

EQUIPMENT | WEAR

- 40 Peak + Peak Pro Shoe
- 54 HPA 2000
- 76 Edgetrail Backpack
- 84 Badger Helmet



#DISCOVER

EXPECT MORE - ON THE MOUNTAIN 2018

Weitere Informationen finden sie unter www.cube.eu
For more information browse www.cube.eu



MAX HARTENSTERN. GLOBAL SQUAD ROOKIE.

S 6 — 15

S 16 — 25



BRASIL IEN FEELIN.
CONTINUE.

S 26 — 33



BIKEPACKING.
WORLDWIDE WEG.





YOUNG GUN

MAX HARTENSTERN = MAXIMUM SPEED.

Er ist der neue Star am deutschen Downhill-Himmel: Max Hartenstern, amtierender U19-Europameister sowie Deutscher Meister 2016 und 2017. Gleich zwei Jahre in Folge flog der 18-Jährige bei der DM als Streckenschnellster ins Ziel und holte sich so zwei Mal das begehrte Meistertrikot. Seit Herbst 2016 ist er für das Team CUBE Global Squad im Downhill-Worldcup der Junioren am Start und kann schon einige Top Ten-Ergebnisse auf seinem Konto verbuchen. Jetzt mit dem Abi in der Tasche wird er sich mit seinem TW015 voll ins Training stürzen und zündet wahrscheinlich den Turbo Boost. Das Bike-Gen wurde Max auf jeden Fall in die Wiege gelegt: Die ersten Sprünge absolvierte er schon als Jungspund bei BMX-Rennen, bevor sein Vater ihn mit dem Downhill-Virus infizierte.

EN ——— Rising star of the German downhill scene Max Hartenstern is the current U19 European Downhill Champion and German Downhill Champion of 2016 and 2017. The 18-year-old posted times faster than the elite men two years in a row to bag the coveted national champion's jersey for a second time. Max has already notched up several Downhill World Cup top-10s in the junior category with the CUBE Global Squad, which he joined in autumn 2016. Now, with his university entrance qualifications safely under his belt, Max plans to throw himself into training with his TW015 and ignite the turbo. Riding bikes is 100% in his DNA: He started jumping at BMX races as a youngster, before catching the downhill virus from his dad.

DIE 80 _

20 REGEL





Oder: Von nix kommt nix! „Dein Erfolg ist zu 80 % Arbeit und zu 20 % Talent. Du musst schon einiges tun, wenn du vorne mit den krassen Jungs mitfahren willst.“, weiß Max. Mit seinen beiden Teamkollegen Matt Walker und Greg Williamson hat er zwei erfahrene Piloten an seiner Seite, von denen er sich noch den einen oder anderen Trick anschauen kann. Und im Team fährt sich's einfach besser, weil man sich gegenseitig pushen kann. ^{EN} — THE 80/20 RULE. AKA: If you put nothing in, you'll get nothing out! „Success is 80% hard work and 20% talent. You have to put the work in if you want to hold your own with the fastest guys out there,” says Max. With team mates Matt Walker and Greg Williamson on hand, Max can learn a trick or two from these experienced riders. And team riding is great for mutual support and motivation.



Ein Weltcup-Event besteht aus weit mehr als nur den drei oder vier Minuten Rennlauf. Alle Abläufe im Vorfeld müssen sitzen: Startzeiten checken, finales Bike Setup, gemeinsames Essen mit allen Team-Mitgliedern – alles greift wie ein Zahnrad ins nächste und die Rituale schaffen das perfekte Feeling zwischen Konzentration und Lockerheit. Manchmal bleibt sogar noch Zeit für ein paar Wheelie-Einlagen mit dem E-Bike. Denn Weltcup-Tage sind lang und ein guter Team-Spirit mindestens so wichtig wie die richtige Abstimmung des Fahrwerks. EN — A World Cup event is much more than just three or four minutes of racing. The preparations have to be absolutely on point: Start times to be checked, final bike set-up to be tweaked, eating together with the whole team – it all runs like clockwork and rituals like these create the perfect conditions for concentration and relaxation. Sometimes there's even time for a couple of wheelies on the e-bike. World Cup days are long, so having a great team is at least as important as getting the right shock set-up.



***BACKSTAGE* _**






THE PERFECT LINE



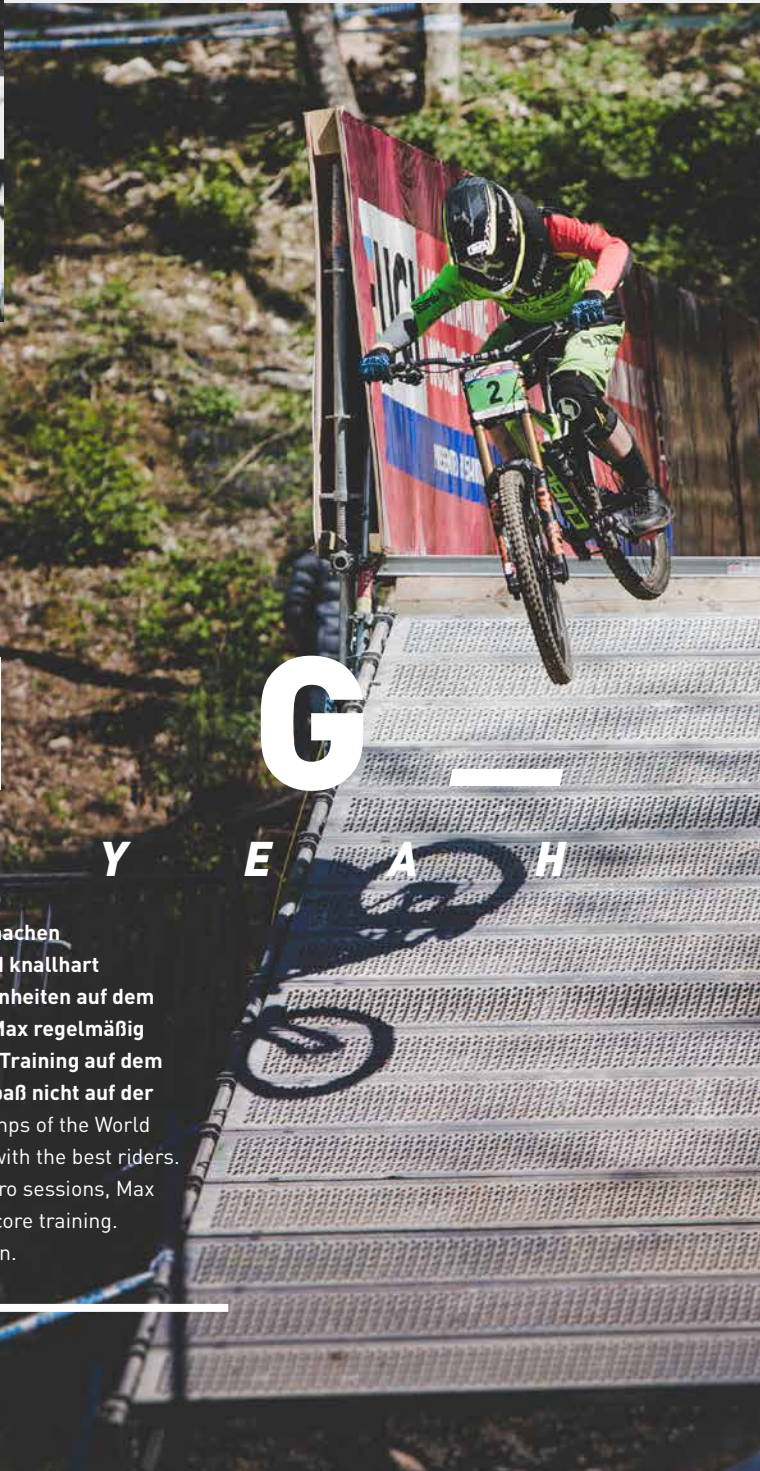
Obligatorisch: Der Trackwalk vor dem Rennen. Hier: im heiligen Lourdes, der ersten Station des UCI Downhill Weltcups. Bremspunkte, Kurven, Sprünge, verblockte Steinfelder – im Kopf verschmelzen diese einzelnen Puzzleteile zu einer perfekten Line. Stets von der inneren Festplatte abrufbar und im besten Fall mit einem Plan B, falls der Himmel am Renntag seine Schleusen öffnet. Auch hier sehen sechs Augen besser als zwei. Und kleine Tipps von Teamkollegen, die schon Erfahrungen auf dem Race-Track gesammelt haben, können **das Ass im Ärmel sein.** EN — Walking the track before a race is essential. Today, it's Lourdes, the first stop of the UCI Downhill World Cup. Braking points, corners, jumps, treacherous rock gardens – each individual piece of the puzzle melds together in your head, ready to be called up at a moment's notice. And if the heavens open, a plan B is essential. That's where three pairs of eyes are better than one. And handy tips from team colleagues who have already raced on the track can be the trump card that makes all the difference.



FINAL FINE TUNING



Mensch und Maschine fertig machen für den Einsatz: Letzte Schrauben nachziehen, Reifendruck prüfen, Muskeln auf Betriebstemperatur bringen. Perfekt, wenn man ein professionelles Team im Rücken hat: „Ein Mechaniker, der vor dem Rennen noch mal an den entscheidenden Schrauben dreht und ein Team Manager, der sich um die Orga kümmert – das spart schon viel Zeit und Energie, die du nachher im Rennen brauchst.“ ^{EN} — LAST-MINUTE TWEAKS. Tightening up the last bolts, checking the tyre pressure, warming up the muscles: It's all about getting bodies and bikes ready to race. Great when you've got a professional team behind you: „Having a mechanic to double-check crucial bolts beforehand and a team manager who looks after all the organisation saves loads of time and energy that you can put into racing.“




B I G — Y E A H

Wer im Weltcup-Zirkus große Sprünge machen will, der muss mit den Besten fahren und knallhart trainieren. Neben den obligatorischen Einheiten auf dem Downhill- oder Enduro-Bike stehen für Max regelmäßig Grundlagenausdauer und Stabilisations-Training auf dem Plan. Hauptsache vielseitig, damit der Spaß nicht auf der Strecke bleibt. EN — Nailing the big jumps of the World Cup circus requires some tough training with the best riders. In addition to essential downhill and enduro sessions, Max regularly makes time for base miles and core training. The important thing is variety to keep it fun.

WHAT'S

NEXT



Gold reloaded: Die Verteidigung des Deutschen Meistertitels 2017 bestätigt Max' Erfolgskurs aus dem Vorjahr. Und was steht als nächstes Ziel auf der Wunschliste des jungen Sachsen? „Im Weltcup einen festen Platz unter den Top Ten einnehmen und bei dem einen oder anderen Rennen aufs Podium fahren. Und das hoffentlich ohne Verletzungen.“ ^{EN} — Gold reloaded: Following his success in 2016, Max has shown that he's here to stay with a second German Championship win in 2017. So what's next on his to-do list? „An overall top-10 spot in the World Cup and a couple of podium finishes at other races. Ideally with an injury-free season.“

02

AUF — ABWEGEN



BRASIL IEN - READY TO BREAK NEW GROUND

Wir müssen es einfach immer wieder tun: Die ausgetretenen Alltagspfade verlassen und alle äußeren Zwänge hinter uns lassen. Kein Stress, keine Verpflichtungen. Für ein paar Tage das Raum-Zeit-Kontinuum durchbrechen, um in unbekannte Welten einzutauchen. Auf der Suche nach neuen Abenteuern, kleine und große – immer mit dem Geruch von Freiheit in der Nase.

EN — OFF THE BEATEN TRACK. Leaving behind the routine and responsibilities of everyday life is something we all have to do every now and again. No stress, no obligations. To break the space-time continuum for a couple of days and immerse ourselves in unfamiliar worlds. On the search for new adventures, large and small, with the scent of freedom in the air.



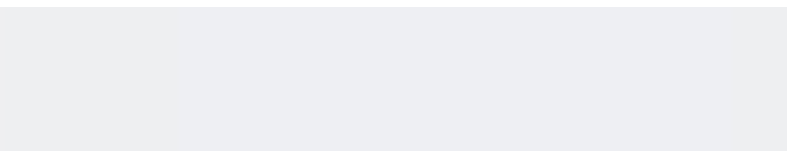


TEILZEIT AUSSTEIGER



Ob direkt vor der Haustür oder auf fernen Kontinenten: Auszeiten sind das Salz in der Alltagssuppe – auch, wenn sie noch so kurz sind. Oft reichen schon wenige Tage. Sie räumen den Kopf frei und machen ihn randvoll mit neuen und inspirierenden Eindrücken. Unsere Wegweiser: Neugier und die Leidenschaft für unwegsames Gelände. Als treuer Begleiter immer dabei: das Stereo. EN ——— PART-TIME DOWNTIME. Whether on your front doorstep or to far away continents, taking time out from the daily grind – however briefly – is just what the doctor ordered. A few days are often all it takes to clear the head and fill it with new inspiration. Our guides? Curiosity and a love of rough terrain. A faithful companion, wherever the path leads us: the Stereo.







WATER_

PROOF



FEEL THE _

RIDDIM



Rauf aufs Rad und schauen, wohin die Reise geht. Das ist unsere Definition von Luxus. Die Natur gibt den Rhythmus und den Weg vor – berauscht von kitschigen Sonnenuntergängen, eiskalten Wasserfällen und faszinierenden Landschaften. Endorphine sind unser Zaubermittel. Die gibt's hier gratis und in Riesenportionen. Wir holen sie uns auf den brasilianischen Flow-Trails, fast nebenwirkungsfrei – bis auf das glückliche Grinsen quer übers Gesicht, das uns noch Tage nach dem Trip erhalten bleibt.

EN — To be able to jump on the bike and see where the journey takes you. That's our definition of luxury. Mother Nature sets the rhythm and the course – beguiling us with romantic sunsets, ice-cold waterfalls and fascinating landscapes. Endorphins are our magic ingredient – they're free and unlimited on the Brazilian flow trails. The best bit? The only side effects are the huge grins on our faces that stay with us long after the trip is over.



Und wenn wir das Naturparadies mal verlassen und die Zivilisation streifen, begegnen wir vielen offenen und freundlichen Menschen. Eine Bereicherung, die so einiges relativiert. Denn das Leben hier ist einfach und die Taktung eine völlig andere als bei uns. Was uns zu Hause wichtig erscheint, wird hier ganz schnell klein und unwichtig. ^{EN} — And when we finally leave this paradise on earth to re-join civilisation, the people we meet are open and friendly. It puts things into perspective. Life here is simple and the pace is much slower than at home. Things that seem important to us quickly become small and insignificant.

END LESS —

RIDE.






Biken in Brasilien: das ist unberührte Natur mit imposanten Tafelbergen, weiten Hochplateaus, tiefen Canyons, kristallklaren Wasserfällen und knackigen Singletrails. Abends mit ordentlich Kilometern in den Beinen den Tag Revue passieren lassen und im 1.000 Sterne Hotel einschlafen – für uns gibt es nichts Schöneres. Das sind Momente für die Ewigkeit. EN — To go biking in Brazil is to discover untouched nature, commanding flat-topped mountains, huge elevated plains, deep canyons, crystal-clear waterfalls and gnarly singletrack. We end a long day sleeping under the stars – could there be anything better? These are the moments to remember.



Jeder Trail und jede Reise hat irgendwann ein Ende. Mit unzähligen Eindrücken im Gepäck geht's ab nach Hause. Aber: Nach dem Trip ist vor dem Trip. Die Vorfreude auf neue Auszeiten gibt uns die Energie, um den Widrigkeiten des Alltags zu trotzen. Deshalb sollten wir nie aufhören, Pläne zu schmieden. EN — Every trail and every trip comes to an end sooner or later. It's time to take our luggage and memories home. But, when one trip ends, another begins. Looking forward to the next downtime gives us the energy we need to cope with the demands of everyday life. Never stop making plans.




03

KEIN PLAN —

IST DER BESTE PLAN

Pläne schmieden? Keine Zeit für sowas! Dieses Mal reisen wir nach dem Motto „Der Weg ist das Ziel“. Also Rucksack, Zelt und Schlafsack gepackt, die Räder gesattelt und ab geht's in die Karpaten. Der Zufall ist unser Wegweiser, Abenteuerlust und die Sehnsucht nach Neuland sind unser Proviant. Wir sind dann mal weg! EN — No time for making plans! The motto this time is „The journey is the reward“. Our backpacks, tents and sleeping bags are packed, the bikes are saddled up and ready, and we head off into the Carpathian Mountains. Fortune is our guide, a thirst for adventure and pastures new are our supplies. Let's go!





THE ADVENTURE

B E G I N S



Unsere Spielwiese der kommenden Tage: die Hohe Tatra in der Slowakei, kleinstes Hochgebirge der Welt, 50 Kilometer lang und maximal 15 Kilometer breit, die Landschaft wild und ursprünglich, das Wetter launisch und wechselhaft. Oft stochern wir nicht nur sprichwörtlich im Nebel und genießen doch jede Sekunde davon.

EN — Our playground for the next few days: The High Tatra Mountains in Slovakia, the smallest high mountain range in the world at just 50 km long and no more than 15 km wide. The landscape is wild and primal, the weather temperamental and erratic. We spent a lot of time tracking around in the fog and love every minute of it!





HOCH — HINAUS



Rau und unnahbar stehen sie da, die Gipfel der Hohen Tatra. Viele von ihnen überschreiten die 2.000-Meter-Marke. Sie beherbergen seltene Pflanzen- und Tierarten, wie die Tatra-Gämse, das Wappentier der Gegend. Manchmal wären wir gerne so schwindelfrei wie sie. Wenn's uns dann doch mal zu ausgesetzt wird, hilft nur eins: Rad schultern und tragen. ^{EN} — The High Tatras look rugged and forbidding. Many of them stand more than 6,500 feet high. They are home to rare species of plants and animals, like the Tatra chamois – the symbol of the region. If only we had their head for heights! And when it gets too rocky and exposed, the only thing to do is get off and throw the bikes onto our shoulders.

Unsere Räder sind unsere treuen Begleiter. Auf sie ist immer Verlass: auf Asphalt genauso wie im Gelände. Manchmal gönnen wir ihnen und unseren Beinen eine kleine Pause und steigen in die Bahn. Zum Glück müssen wir uns um unser Material keine Gedanken machen. So können wir uns voll auf die schönen Ausblicke konzentrieren. ^{EN} — Our bikes are our loyal companions. Trustworthy to a fault, both on- and off-road. Sometimes we give them – and our legs – a break and jump on the train. Thankfully, we don't have to worry about our kit. We can keep our eyes on the great views.



ALWAYS _

TRUST THE LOCALS



Wir überqueren wilde Bäche, fahren vorbei an tosenden Wasserfällen, imposanten Gipfeln und kristallklaren Seen. Wir lassen uns von Wanderern die schönsten Spots empfehlen. Und wenn wir nicht mehr weiter wissen, fragen wir die Einheimischen: Sie empfangen uns herzlich, bieten uns Unterschlupf, wenn das Wetter es mal wieder zu grau und zu nass treibt. Sie erzählen uns Geschichten aus vergangenen Zeiten und ihre Tipps stehen in keinem Reiseführer. Wir lassen uns treiben und genießen es, in Zeiten der Selbstoptimierung einfach mal völlig planlos zu sein. Was zählt, ist das Hier und Jetzt!

EN — We cross rushing streams, ride past thundering waterfalls, stately mountain summits and crystal-clear lakes. We ask hikers to recommend the best spots. And, when we are at a loss, we ask the locals: They make us very welcome, offer us shelter when the weather turns grey and wet. They tell us stories from bygone days, and their pointers can be found in no travel guide. We go where the wind takes us and enjoy the lack of organisation in contrast to the stress of everyday life. The here and now. That's what counts.



ERFRISCHEND

—
GUT



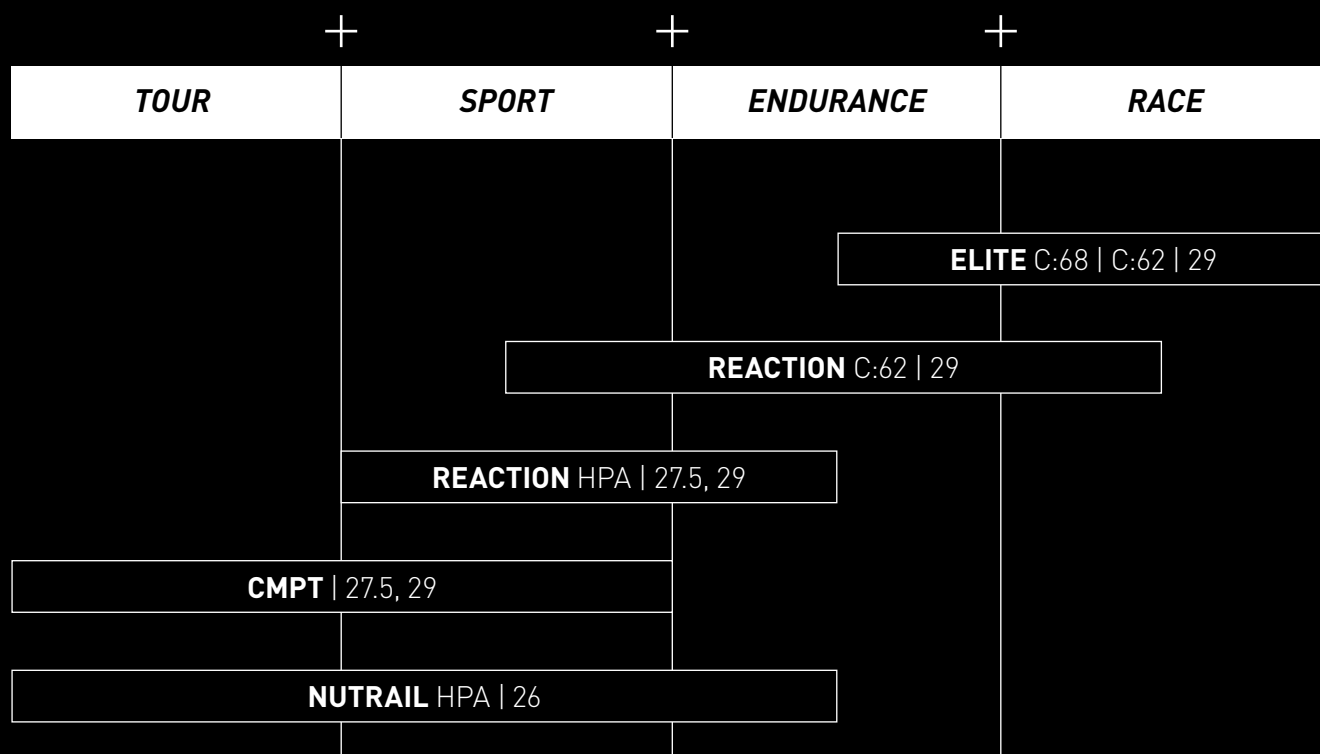
TO BE CONTINUED. Einfach losfahren, ohne Roadbook, ohne Erwartungen, ohne Stress. Sich die Freiheit nehmen, erst an der nächsten Kreuzung zu entscheiden: rechts oder links? Einfach zu bleiben, wenn es schön ist. Aufzubrechen, wenn anderswo neue Abenteuer rufen. Für uns eine erfrischende Erfahrung, die wir **unbedingt wiederholen möchten.** ^{EN} — Just get out and ride – no maps, no expectations, no stress. Right or left at the crossroads? It's your choice. To simply stop somewhere if it's nice. To head out when new adventures are calling. It's a refreshing experience and one we definitely intend to repeat.

OVERVIEW



MOUNTAINBIKE

HARDTAIL



+ **NO EXCUSES.**



+ ELITE C:68

Der Rahmen des Elite C:68 SLT ist State of the Art, gefertigt in unserem innovativen Advanced Twin Mold MonoCoque Herstellungsverfahren. Zusammen mit unserem erstklassigen C:68 Carbon sorgt diese Verarbeitungsweise für sehr geringes Gewicht gepaart mit hoher Steifigkeit und Komfort. Wir haben alles getan, damit der Rahmen maximalem Speed stand hält. EN — The latest carbon technology incorporated in our Advanced Twin Mold monoCoque production process – combined with our high end C:68 carbon – means that this state of the art frame is as light and stiff as possible, while also managing to remain comfortable. We set it up with everything we could think of to leverage maximum speed.

ELITE C:68 SLT

-  www.cube.eu/117300
-  C:68 MonoCoque Advanced Twin Mold Technology, ARG2, Tapered Headtube, PressFit BB, 12x142mm, Integrated Cable Routing
-  Fox 32 Float SC FIT4 Factory, 100mm
-  Shimano XTR
-  Shimano XTR / Shimano XTR Di2, 2x11-Speed, 11-40T
-  Newmen Advanced SL X.22 Carbon
-  15", 17", 19", 21", 23"
-  zeroBlack
-  8,9 kg























ELITE C:68 SL

-  www.cube.eu/117200
-  C:68 Monocoque Advanced Twin Mold Technology, ARG2, Tapered Headtube, PressFit BB, 12x142mm, Integrated Cable Routing
-  RockShox SID RL, 100mm
-  Sram Level Ultimate
-  Sram XX1 Eagle, 34T / Sram XX1 Eagle, 1x12-Speed, 10-50T
-  DT CSW MA 3.9
-  15", 17", 19", 21", 23"
-  teamline
-  9,3 kg

**ELITE C:62 EAGLE**

-  www.cube.eu/117150
-  C:62 Monocoque Advanced Twin Mold Technology, ARG2, Tapered Headtube, PressFit BB, 12x142mm, Integrated Cable Routing
-  Fox 32 Float SC FIT4, Remote Lockout, 100mm
-  Sram Level TL
-  Sram X1 Carbon Eagle, 34T / Sram X01 Eagle, 1x12-Speed, 10-50T
-  Newmen Advanced SL X.22 Carbon
-  15", 17", 19", 21", 23"
-  blackline
-  9,2 kg

**ELITE C:62 RACE**

-  www.cube.eu/117100
-  C:62 Monocoque Advanced Twin Mold Technology, ARG2, Tapered Headtube, PressFit BB, 12x142mm, Integrated Cable Routing
-  Fox 32 Float SC FIT4, 100mm, Remote Lockout
-  Shimano XTR
-  Shimano XTR / Shimano XTR, 2x11-Speed, 11-42T
-  Newmen Evolution SL A25
-  15", 17", 19", 21", 23"
-  blackline
-  9,6 kg



PEAK +



PEAK PRO



+

DEINE AUSFAHRT, UNSER EINSATZ.

Für die neuen MTB Modelle PEAK und PEAK PRO wurde ein neuer Leisten und eine für jeden Untergrund geeignete Außensohle entwickelt. Beide Modelle haben ein elastisches Schnürsystem im Vorfuß und großzügige Belüftungsareale. Der PEAK PRO kennzeichnet sich durch eine flach gebaute Ratsche und beim PEAK wurde der Gestaltungsfokus auf den Strap mit Klettverschluss gesetzt.

EN — YOUR RIDE, OUR MISSION. A brand-new shoe last along with an outsole suited to all types of terrain were created especially for the new PEAK and PEAK PRO mountain bike shoes. Both models feature the elastic lacing system for precise forefoot adjustment along with generous ventilation patches. The PEAK PRO uses a low-profile ratchet closure, while the PEAK has a Velcro strap fastener.

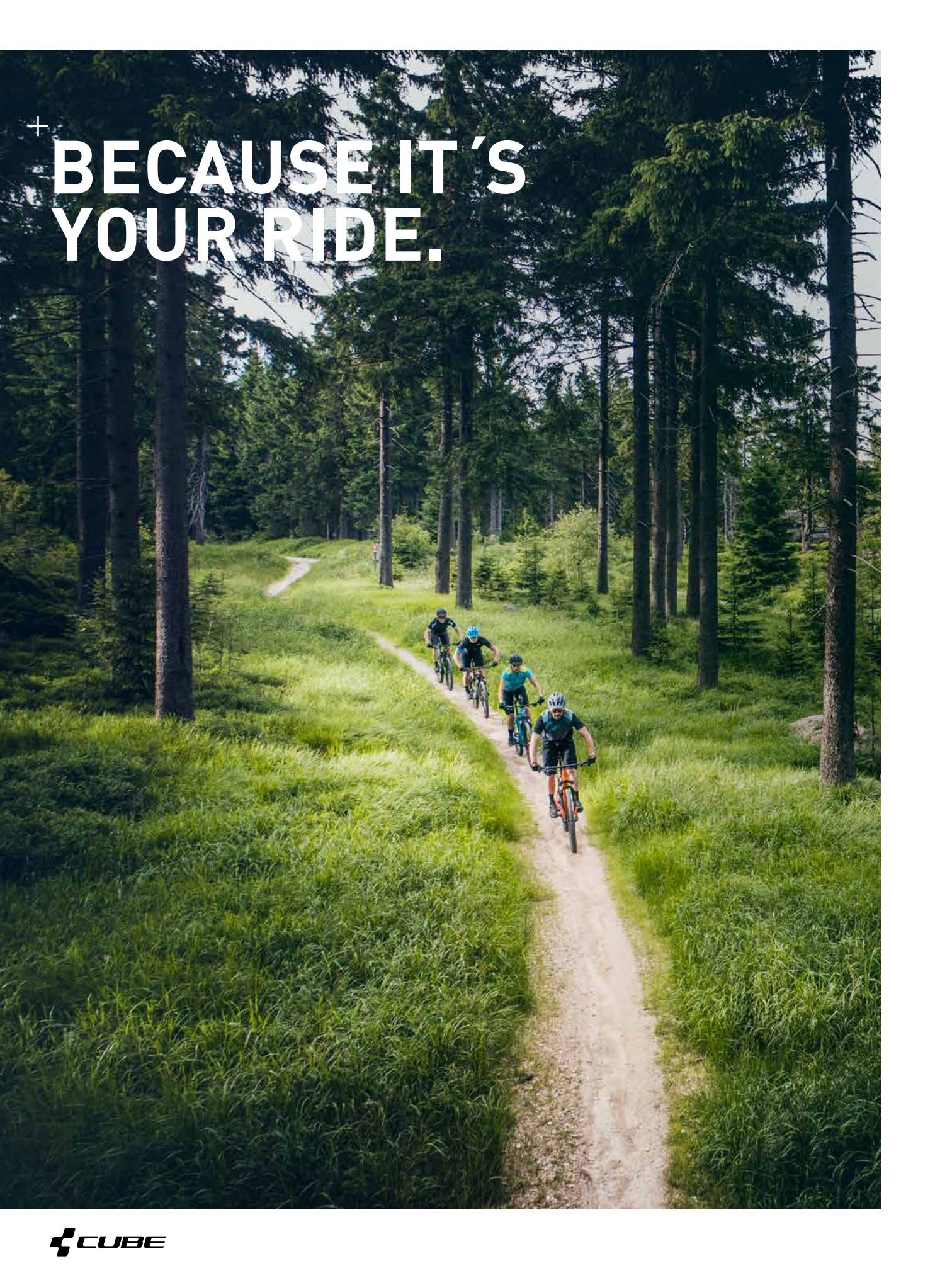
PEAK PRO _

S H O E



PEAK










+
**BECAUSE IT'S
YOUR RIDE.**



+ REACTION C:62

Leicht, steif, komfortabel, agil: Diese Kriterien muss ein erfolgreicher Cross-Country-Rahmen erfüllen. Der 2018er Rahmen des Reaction C:62 ist eine komplette Neuentwicklung mit unserem erstklassigen C:62 Carbon und einer überarbeiteten Geometrie. Der Hinterbau wurde verkürzt und mit einer Boost Steckachse versehen. Unsere optimierte Agile Ride Geometry bietet Stabilität auch bei höchster Geschwindigkeit. Daraus ergibt sich ein leichter, steifer, reaktionsfreudigerer Rahmen, der jedes Watt in direkten Vortrieb umwandelt. **Kleine Details – große Wirkung!** EN — Light, stiff, comfortable, agile: those are the requirements of a successful cross-country race frame. For 2018 we started from scratch, beginning with our premium C:62 carbon and a revised geometry including a shorter, Boost through axle-equipped rear end. We added an integrated headset and PressFit bottom bracket for even more weight savings, then tweaked our acclaimed Agile Ride Geometry for the best combination of speed and stability. The result is a lighter, stiffer, more responsive race frame that translates every ounce of your effort into forward progress. It's the little details that count...

REACTION C:62 EAGLE

-  www.cube.eu/116500
-  C:62 MonoCoque Advanced Twin Mold Technology, ARG2, Tapered Headtube, PressFit Boost BB, Integrated Cable Routing, Boost148, Dropper Post Ready
-  RockShox Reba RL Air, 100mm
-  Sram Level TL
-  Sram X1 Carbon Eagle, 34T / Sram X01 Eagle, 1x12-Speed, 10-50T
-  Newmen Evolution SL A.25
-  15", 17", 19", 21", 23"
-  carbon'n'green
-  9,7 kg












REACTION C:62 SL

-  www.cube.eu/116400
-  C:62 Monocoque Advanced Twin Mold Technology, ARG2, Tapered Headtube, PressFit Boost BB, Integrated Cable Routing, Boost148, Dropper Post Ready
-  Fox 32 Float SC FIT4, 100mm
-  Shimano XT
-  Race Face Next R / Shimano XT, 2x11-Speed, 11-42T
-  Fulcrum Red 55
-  15", 17", 19", 21", 23"
-  grey'n'blue
-  10,2 kg












REACTION C:62 RACE

-  www.cube.eu/116310
-  C:62 Monocoque Advanced Twin Mold Technology, ARG2, Tapered Headtube, PressFit Boost BB, Integrated Cable Routing, Boost148, Dropper Post Ready
-  Fox 32 Rhythm, Tapered, Remote Lockout, 100mm
-  Shimano XT
-  Shimano XT / Shimano XT, 2x11-Speed, 11-42T
-  Answer Atac AM
-  15", 17", 19", 21", 23"
-  red'n'orange
-  11,1 kg












REACTION C:62 RACE









-  www.cube.eu/116300
-  C:62 Monocoque Advanced Twin Mold Technology, ARG2, Tapered Headtube, PressFit Boost BB, Integrated Cable Routing, Boost148, Dropper Post Ready
-  Fox 32 Rhythm, Tapered, Remote Lockout, 100mm
-  Shimano XT
-  Shimano XT / Shimano XT, 2x11-Speed, 11-42T
-  Answer Atac AM
-  15", 17", 19", 21", 23"
-  carbon'n'grey
-  11,3 kg











REACTION C:62 PRO

-  www.cube.eu/116200
-  C:62 Monocoque Advanced Twin Mold Technology, ARG2, Tapered Headtube, PressFit Boost BB, Integrated Cable Routing, Boost148, Dropper Post Ready
-  RockShox Recon Silver TK Air, 100mm
-  Shimano Deore
-  Sram Stylo Eagle 6K, 32T / Sram GX Eagle, 1x12-Speed, 10-50T
-  Answer Atac AM
-  15", 17", 19", 21", 23"
-  carbon'n'red
-  11,3 kg

**REACTION C:62**










-  www.cube.eu/116110
-  C:62 Monocoque Advanced Twin Mold Technology, ARG2, Tapered Headtube, PressFit Boost BB, Integrated Cable Routing, Boost148, Dropper Post Ready
-  RockShox Recon Silver, 100mm, Remote Lockout
-  Shimano BR-M315
-  Shimano XT / Shimano XT, 2x11-Speed, 11-42T
-  15", 17", 19", 21", 23"
-  blue'n'grey
-  12,4 kg

**REACTION C:62**

-  www.cube.eu/116100
-  C:62 Monocoque Advanced Twin Mold Technology, ARG2, Tapered Headtube, PressFit Boost BB, Integrated Cable Routing, Boost148, Dropper Post Ready
-  RockShox Recon Silver, 100mm, Remote Lockout
-  Shimano BR-M315
-  Shimano XT / Shimano XT, 2x11-Speed, 11-42T
-  15", 17", 19", 21", 23"
-  carbon'n'white
-  12,5 kg

**REACTION C:62 ONE**

NOT AVAILABLE IN ALL MARKETS

-  www.cube.eu/116950
-  C:62 Monocoque Advanced Twin Mold Technology, ARG2, Tapered Headtube, PressFit Boost BB, Integrated Cable Routing, Boost148, Dropper Post Ready
-  Fox 32 Rhythm, Tapered, Remote Lockout, 100mm
-  Shimano XT
-  Shimano XT / Shimano XT Di2, 2x11-Speed, 11-42T
-  Answer Atac AM
-  15", 17", 19", 21", 23"
-  carbon'n'grey
-  11,2 kg











+
**ALUMINIUM
MASTERPIECE.**



+ REACTION HPA

Ein Bike, das vornehmlich auf Geschwindigkeit ausgelegt ist, muss drei Kriterien erfüllen: hohe Steifigkeit, geringes Gewicht und natürlich Komfort. Ob du mit dem neuen 2018er Reaction Rahmen nun lieber die erste Geige im Wettkampf spielst oder eher leisere Töne für dein ganz persönliches Trail-Vergnügen anschlägst – das liegt ganz bei dir. ^{EN} — A bike built for speed needs to fulfill three criteria. It must be stiff, it must be light, and it must be comfortable. The whole lot, bolted to our new-for-2018 Reaction frameset, makes for the ultimate trail-taming – or race-winning – hardtail. It's your decision.


REACTION TM


-  www.cube.eu/115100
-  Aluminium Lite, Trail Motion Geometry, Triple Butted, Advanced Hydroforming, Internal Cable Routing, Easy Mount Kickstand Ready, Tapered Headtube, Press Fit BB, Fits up to 2.8 27.5" Tires
-  Fox 34 Rhythm, Tapered, 130mm
-  Magura MT Trail Custom
-  Race Face Aeffect SL 32T / Shimano XT, 1x11-Speed, 11-46T
-  16", 18", 20", 22"
-  grey'n'black
-  13,1 kg








REACTION SL


 www.cube.eu/114110


 Aluminium Lite, Triple Butted, Advanced Hydroforming, Internal Cable Routing, Easy Mount Kickstand Ready, Tapered Headtube, PressFit BB


 Fox 32 Rhythm, Tapered, Remote Lockout, 100mm

 Shimano XT


 Shimano XT / Shimano XT, 2x11-Speed, 11-42T


 15", 17", 19", 21", 23"


 darkblue'n'mint


 12,7 kg


**REACTION SL**


 www.cube.eu/114100

 Aluminium Lite, Triple Butted, Advanced Hydroforming, Internal Cable Routing, Easy Mount Kickstand Ready, Tapered Headtube, PressFit BB


 Fox 32 Rhythm, Tapered, Remote Lockout, 100mm

 Shimano XT

 Shimano XT / Shimano XT, 2x11-Speed, 11-42T









 15", 17", 19", 21", 23"

 black'n'white

 12,8 kg



REACTION RACE

-  www.cube.eu/113110
-  Aluminium Lite, Triple Butted, Advanced Hydroforming, Internal Cable Routing, Easy Mount Kickstand Ready, Tapered Headtube, PressFit BB
-  RockShox Judy Silver TK Air, 100mm
-  Sram Stylo Eagle, 32T / Shimano Deore
-  Sram GX Eagle, 1x12-Speed, 10-50T
-  15", 17", 19", 21", 23"
-  orange'n'red
-  12,9 kg











REACTION RACE









-  www.cube.eu/113100
-  Aluminium Lite, Triple Butted, Advanced Hydroforming, Internal Cable Routing, Easy Mount Kickstand Ready, Tapered Headtube, PressFit BB
-  RockShox Judy Silver TK Air, 100mm
-  Shimano Deore
-  Sram Stylo Eagle, 32T / Sram GX Eagle, 1x12-Speed, 10-50T
-  15", 17", 19", 21", 23"
-  black'n'blue
-  12,9 kg



REACTION PRO

-  www.cube.eu/112110
-  Aluminium Lite, Triple Butted, Advanced Hydroforming, Internal Cable Routing, Easy Mount Kickstand Ready, Tapered Headtube, PressFit BB
-  RockShox Recon Silver, 100mm, Remote Lockout
-  Shimano BR-M315
-  Shimano XT / Shimano XT, 2x11-Speed, 11-42T
-  15", 17", 19", 21", 23"
-  green'n'black
-  13,4 kg

**REACTION PRO**

-  www.cube.eu/112100
-  Aluminium Lite, Triple Butted, Advanced Hydroforming, Internal Cable Routing, Easy Mount Kickstand Ready, Tapered Headtube, PressFit BB
-  RockShox Recon Silver, 100mm, Remote Lockout
-  Shimano BR-M315
-  Shimano XT / Shimano XT, 2x11-Speed, 11-42T
-  15", 17", 19", 21", 23"
-  black'n'red
-  13,3 kg











+
**HIGH LEVEL.
TECHNOLOGY.**




RACE ONE

Bei diesen Bikes lohnt sich der Blick auf's Detail. Denn wir haben den so wichtigen Kleinigkeiten an diesem Rahmen ebenso viel Aufmerksamkeit geschenkt, wie wir das auch bei unseren High Performance Race-Bikes tun. EN — Look again – the aluminium frame with mechanically formed top and down tubes is anything but ordinary. We sweated the details on this frame as much as we do on our race-winning machines.

RACE ONE NOT AVAILABLE IN ALL MARKETS

-  www.cube.eu/111100
-  Aluminium Lite, AMF, ARG, Internal Cable Routing, Easy Mount Kickstand Ready, Tapered Headtube, PressFit BB
-  RockShox Recon Silver, 100mm, Remote Lockout
-  Shimano XT
-  Shimano XT / Shimano XT, 2x11-Speed, 11-42T
-  15", 17", 19", 21", 23"
-  iridium'n'black'n'white
-  13,2 kg






+ AUSLEUCHTUNG OHNE LIMIT.


In der Größe einer Streichholzschachtel macht das HPA 2000 die Nacht zum Tag. Für perfekte Ausleuchtung sorgt die neu entwickelte Linsengeometrie mit den High Performance LEDs. Die kompakte Größe und das geringe Gewicht der High End Leuchte sind in Kombination mit dem enthaltenen Zubehör der Schlüssel für einen multisporttauglichen Begleiter. EN — LIGHTS WITHOUT LIMITS. The HPA 2000 turns night into day in an ultra-small unit just the size of a matchbox. Its perfect beam comes courtesy of a brand-new lens geometry matched to high-performance LEDs. The compact size and low weight of this high-end light, combined with the accessories included in delivery, make it the perfect companion for a multitude of sports.

H P A _









2 0 0 0



+ CMPT



ACID









-  www.cube.eu/104110
-  Aluminium Lite, AMF, Internal Cable Routing, Easy Mount Kickstand Ready
-  RockShox Recon Silver, 100mm, Remote Lockout
-  Shimano BR-M315
-  Shimano SLX / Shimano XT, 2x11-Speed, 11-42T
-  27.5: 14", 16", 18" // 29er: 17", 19", 21", 23"
-  orange'n'black
-  13,6 kg

SIZE
SPLIT

56 – 57 – HARDTAIL











ACID

-  www.cube.eu/104100
-  Aluminium Lite, AMF, Internal Cable Routing, Easy Mount Kickstand Ready
-  RockShox Recon Silver, 100mm, Remote Lockout
-  Shimano BR-M315
-  Shimano SLX / Shimano XT, 2x11-Speed, 11-42T
-  27.5: 14", 16", 18" // 29er: 17", 19", 21", 23"
-  black'n'white
-  13,6 kg

SIZE
SPLIT











ATTENTION SL

-  www.cube.eu/103160
-  Aluminium Lite, AMF, Internal Cable Routing, Easy Mount Kickstand Ready
-  RockShox Recon Silver, 100mm, Remote Lockout
-  Shimano BR-M315
-  Shimano Deore / Shimano XT, 3x10-Speed, 11-36T
-  27.5: 14", 16", 18" // 29er: 17", 19", 21", 23"
-  aqua'n'blue
-  13,5 kg



 SIZE SPLIT









ATTENTION SL

-  www.cube.eu/103150
-  Aluminium Lite, AMF, Internal Cable Routing, Easy Mount Kickstand Ready
-  RockShox Recon Silver, 100mm, Remote Lockout
-  Shimano BR-M315
-  Shimano Deore / Shimano XT, 3x10-Speed, 11-36T
-  27.5: 14", 16", 18" // 29er: 17", 19", 21", 23"
-  grey'n'flashyellow
-  13,5 kg



 SIZE SPLIT









ATTENTION

-  www.cube.eu/103110
-  Aluminium Lite, AMF, Internal Cable Routing, Easy Mount Kickstand Ready
-  RockShox XC 30 TK Coil, 100mm, Remote Lockout
-  Shimano BR-M315
-  Shimano FC-MT500 / Shimano XT, 3x10-Speed, 11-36T
-  27.5: 14", 16", 18" // 29er: 17", 19", 21", 23"
-  grey'n'red
-  13,8 kg



 SIZE SPLIT









ATTENTION

-  www.cube.eu/103100
-  Aluminium Lite, AMF, Internal Cable Routing, Easy Mount Kickstand Ready
-  RockShox XC 30 TK Coil, 100mm, Remote Lockout
-  Shimano BR-M315
-  Shimano FC-MT500 / Shimano XT, 3x10-Speed, 11-36T
-  27.5: 14", 16", 18" // 29er: 17", 19", 21", 23"
-  black'n'blue
-  13,7 kg



 SIZE SPLIT

ANALOG









-  www.cube.eu/102110
-  Aluminium Lite, AMF, Internal Cable Routing, Easy Mount Kickstand Ready
-  RockShox XC 30 TK Coil, 100mm, Remote Lockout
-  Shimano BR-M315
-  Shimano FC-M2000 / Shimano XT, 3x9-Speed, 12-36T
-  27.5: 14", 16", 18" // 29er: 17", 19", 21", 23"
-  flashgreen'n'grey
-  14,3 kg



SIZE
SPLIT

58 — 59 — HARDTAIL









ANALOG

-  www.cube.eu/102100
-  Aluminium Lite, AMF, Internal Cable Routing, Easy Mount Kickstand Ready
-  RockShox XC 30 TK Coil, 100mm, Remote Lockout
-  Shimano BR-M315
-  Shimano FC-M2000 / Shimano XT, 3x9-Speed, 12-36T
-  27.5: 14", 16", 18" // 29er: 17", 19", 21", 23"
-  grey'n'red
-  14,3 kg



SIZE
SPLIT

ANALOG "DIE MANNSCHAFT" DFB EDITION









-  www.cube.eu/102120
-  Aluminium Lite, AMF, Internal Cable Routing, Easy Mount Kickstand Ready
-  RockShox XC 30 TK Coil, 100mm, Remote Lockout
-  Shimano BR-M315
-  Shimano FC-M3000 / Shimano XT, 3x9-Speed, 12-36T
-  14", 16", 18"
-  white'n'black'n'gold
-  13,7 kg



SIZE
SPLIT

NOT AVAILABLE IN ALL MARKETS









AIM SL ALLROAD

-  www.cube.eu/101610
-  Aluminium Lite, AMF, Internal Cable Routing, Easy Mount Kickstand Ready
-  SR Suntour XCM ATB Coil, 100mm
-  Shimano BR-M315
-  Shimano FC-MT100 / Shimano Deore, 3x9-Speed, 12-36T
-  27.5: 14", 16", 18" // 29er: 17", 19", 21", 23"
-  blue'n'flashyellow
-  16,1 kg

SIZE
SPLIT











AIM SL ALLROAD

-  www.cube.eu/101600
-  Aluminium Lite, AMF, Internal Cable Routing, Easy Mount Kickstand Ready
-  SR Suntour XCM ATB Coil, 100mm
-  Shimano BR-M315
-  Shimano FC-MT100 / Shimano Deore, 3x9-Speed, 12-36T
-  27.5: 14", 16", 18" // 29er: 17", 19", 21", 23"
-  black'n'grey
-  16,1 kg









SIZE
SPLIT











AIM SL

-  www.cube.eu/101510
-  Aluminium Lite, AMF, Internal Cable Routing, Easy Mount Kickstand Ready
-  SR Suntour XCM, 100mm, Remote Lockout
-  Shimano BR-M315
-  Shimano FC-MT100 / Shimano Deore, 3x9-Speed, 12-36T
-  27.5: 14", 16", 18" // 29er: 17", 19", 21", 23"
-  blue'n'red
-  14,4 kg










 SIZE SPLIT
AIM SL

-  www.cube.eu/101500
-  Aluminium Lite, AMF, Internal Cable Routing, Easy Mount Kickstand Ready
-  SR Suntour XCM, 100mm, Remote Lockout
-  Shimano BR-M315
-  Shimano FC-MT100 / Shimano Deore, 3x9-Speed, 12-36T
-  27.5: 14", 16", 18" // 29er: 17", 19", 21", 23"
-  black'n'flashgreen
-  14,4 kg


 SIZE SPLIT
AIM RACE









-  www.cube.eu/101410
-  Aluminium Lite, AMF, Internal Cable Routing, Easy Mount Kickstand Ready
-  SR Suntour XCM, 100mm, Remote Lockout
-  Shimano BR-M315
-  Shimano FC-TY501 / Shimano RD-M360, 3x8-Speed, 12-32T
-  27.5: 14", 16", 18" // 29er: 17", 19", 21", 23"
-  white'n'red
-  14,4 kg


 SIZE SPLIT
AIM RACE

-  www.cube.eu/101400
-  Aluminium Lite, AMF, Internal Cable Routing, Easy Mount Kickstand Ready
-  SR Suntour XCM, 100mm, Remote Lockout
-  Shimano BR-M315
-  Shimano FC-TY501 / Shimano RD-M360, 3x8-Speed, 12-32T
-  27.5: 14", 16", 18" // 29er: 17", 19", 21", 23"
-  grey'n'blue
-  14,4 kg


 SIZE SPLIT

AIM PRO

-  www.cube.eu/101310
-  Aluminium Lite, AMF, Internal Cable Routing, Easy Mount Kickstand Ready
-  SR Suntour XCT, 100mm
-  Tektro HD-M285
-  Shimano FC-TY501 / Shimano RD-TX800, 3x8-Speed, 12-32T
-  27.5: 14", 16", 18" // 29er: 17", 19", 21", 23"
-  blue'n'orange
-  14,3 kg

SIZE
SPLIT











AIM PRO

-  www.cube.eu/101300
-  Aluminium Lite, AMF, Internal Cable Routing, Easy Mount Kickstand Ready
-  SR Suntour XCT, 100mm
-  Tektro HD-M285
-  Shimano FC-TY501 / Shimano RD-TX800, 3x8-Speed, 12-32T
-  27.5: 14", 16", 18" // 29er: 17", 19", 21", 23"
-  black'n'flashyellow
-  14,3 kg









SIZE
SPLIT











AIM ALLROAD

-  www.cube.eu/101210
-  Aluminium Lite, AMF, Internal Cable Routing, Easy Mount Kickstand Ready
-  SR Suntour XCT, 100mm
-  Tektro MD-280
-  Shimano FC-TX801 / Shimano RD-TX800, 3x8-Speed, 12-32T
-  27.5: 14", 16", 18" // 29er: 17", 19", 21"
-  red'n'black
-  15,8 kg










 SIZE SPLIT
AIM ALLROAD

-  www.cube.eu/101200
-  Aluminium Lite, AMF, Internal Cable Routing, Easy Mount Kickstand Ready
-  SR Suntour XCT, 100mm
-  Tektro MD-280
-  Shimano FC-TX801 / Shimano RD-TX800, 3x8-Speed, 12-32T
-  27.5: 14", 16", 18" // 29er: 17", 19", 21"
-  grey'n'white
-  15,9 kg


 SIZE SPLIT
AIM

-  www.cube.eu/101110
-  Aluminium Lite, AMF, Internal Cable Routing, Easy Mount Kickstand Ready
-  SR Suntour XCT, 100mm
-  Tektro MD-280
-  Shimano FC-T501 / Shimano RD-TX800, 3x8-Speed, 12-32T
-  27.5: 14", 16", 18" // 29er: 17", 19", 21"
-  kiwi'n'black
-  14,5 kg


 SIZE SPLIT
AIM

-  www.cube.eu/101100
-  Aluminium Lite, AMF, Internal Cable Routing, Easy Mount Kickstand Ready
-  SR Suntour XCT, 100mm
-  Tektro MD-280
-  Shimano FC-T501 / Shimano RD-TX800, 3x8-Speed, 12-32T
-  27.5: 14", 16", 18" // 29er: 17", 19", 21"
-  black'n'green
-  14,5 kg


 SIZE SPLIT

+
**NO.
LIMITS.**



NUTRAIL RACE

- 🌐 www.cube.eu/118400
- ✂️ HPA Superlite, Advanced Hydroforming, Triple Butted, ARG, Tapered Head Tube, Internal Cable Routing, PressFit BB
- ✂️ RockShox Bluto RL Solo Air, 100mm
- 🌀 Shimano XT
- 🔗 Race Face Aeffect SL / Shimano XT, 2x11-Speed, 11-42T
- 🌀 DT Swiss CSW Fat
- 📏 15", 17", 19", 21"
- 🎨 grey'n'black
- 📦 14,7 kg

**NUTRAIL PRO**

- 🌐 www.cube.eu/118300
- ✂️ HPA Superlite, Advanced Hydroforming, Triple Butted, ARG, Tapered Head Tube, Internal Cable Routing, PressFit BB
- ✂️ RockShox Bluto RL Solo Air, 100mm
- 🌀 Shimano BR-MT500
- 🔗 Race Face Aeffect, 28T / Sram X1, 1x11-Speed, 10-42T
- 🌀 Answer Fat Atac
- 📏 15", 17", 19", 21"
- 🎨 raw'n'mint
- 📦 14,6 kg

**NUTRAIL**

- 🌐 www.cube.eu/118200
- ✂️ HPA Superlite, Advanced Hydroforming, Triple Butted, ARG, Tapered Head Tube, Internal Cable Routing, PressFit BB
- ✂️ RockShox Bluto RL Solo Air, 100mm
- 🌀 Magura MT2
- 🔗 Race Face Ride / Shimano XT, 2x10-Speed, 11-36T
- 🌀 Answer Fat Atac
- 📏 15", 17", 19", 21"
- 🎨 grey'n'flashred
- 📦 14,9 kg



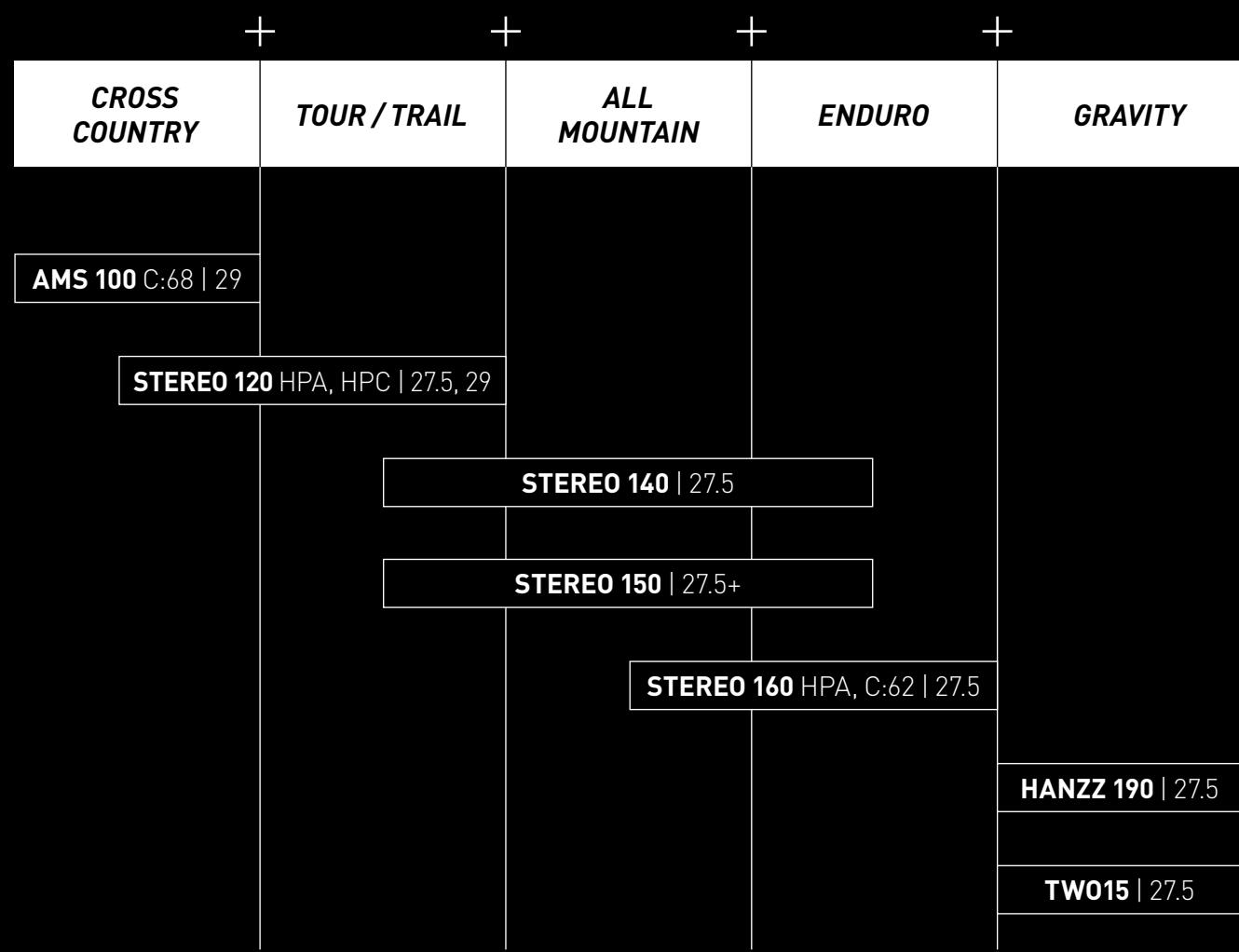


OVERVIEW



MOUNTAINBIKE

FULL-SUSPENSION



+
**THE MOST
UNCOMPROMISING
RACE FULL-
SUSSESSER EVER.**



+ AMS C:68

Die atemberaubende Optik des AMS 100 Rahmens ist alles andere als oberflächlich. Das High-Tech Verbundmaterial C:68 durchläuft unseren firmeneigenen Advanced Twin Mold Prozess und wird so zu einem extrem leichten und steifen Rahmen geformt, der hinsichtlich Festigkeit und Haltbarkeit seinesgleichen sucht. EN — The AMS 100 frame's good looks are more than skin deep. Our best C:68 carbon is finessed into the lightest, stiffest structure possible using our own in-house Advanced Twin Mold manufacturing technique for the ultimate in high strength and durability.

AMS 100 C:68 SLT 29

- www.cube.eu/152300
- C:68 Monocoque Advanced Twin Mold, ERC 4-Link, ARG
- Fox 32 Float Factory SC, 100mm, Remote Lockout
- Fox Float DPS Factory Remote EVOL
- Sram Level Ultimate
- Sram XX1 Eagle, 32T / Sram XX1 Eagle, 1x12-Speed, 10-50T
- Newmen Advanced SL X.22
- 16", 18", 20", 22"
- zeroblack
- 9,5 kg















AMS 100 C:68 SL 29

-  www.cube.eu/152200
-  C:68 Monocoque Advanced Twin Mold, ERC 4-Link, ARG
-  Fox 32 Float Factory SC, 100mm, Remote Lockout
-  Fox Float DPS Factory Remote EVOL
-  Shimano XTR
-  Shimano XTR / Shimano XTR, 2x11-Speed, 11-42T
-  Newmen Evolution SLA.25
-  16", 18", 20", 22"
-  teamline
-  10,8 kg

**AMS 100 C:68 RACE 29**

-  www.cube.eu/152100
-  C:68 Monocoque Advanced Twin Mold, ERC 4-Link, ARG
-  RockShox Sid XX, 100mm, Remote XLoc
-  RockShox Monarch XX, XLoc
-  Shimano XT
-  Shimano XT / Shimano XT, 2x11-Speed, 11-42T
-  Fulcrum Red 55
-  16", 18", 20", 22"
-  blackline
-  11,6 kg













+
**CONTROL.
SPEED.
THE PERFECT
MATCH.**



+ STEREO 120 SLT

Ein unwiderstehlich schnelles Bike, das sich auch auf dem technischsten Trail noch unglaublich wohlfühlt. Oder kurz gesagt: das CUBE Stereo 120. EN — The Stereo 120, that's what – a blistering rapid bike capable of dissecting the most technical of singletrack, time after time.











STEREO 120 HPC SLT

-  www.cube.eu/153500
-  HPC Advanced Twin Mold, Aluminum 6061
T6 Rear Triangle, ETC 4-Link
-  Fox 32 Float Factory, 120mm
-  Fox Float DPS Factory EVOL
-  Shimano XT
-  Shimano XT / Shimano XT, 2x11-Speed, 11-42T
-  Newmen Evolution SL A.25
-  27.5: 16", 18", 20" // 29er: 19", 21", 23"
-  carbon'n'flashgreen
-  12,3kg

SIZE
SPLIT













STEREO 120 HPC SL

-  www.cube.eu/153400
-  HPC Advanced Twin Mold, Aluminum 6061
T6 Rear Triangle, ETC 4-Link
-  Fox 32 Rhythm, 120mm
-  Fox Float DPS EVOL
-  Shimano XT
-  Shimano XT /
Shimano XT, 2x11-Speed, 11-42T
-  Fulcrum Red 55
-  27.5: 16", 18", 20" // 29er: 19", 21", 23"
-  carbon'n'grey
-  12,7 kg

SIZE
SPLIT











STEREO 120 RACE

-  www.cube.eu/153300
-  HPA Ultralight, Advanced Hydroform, ETC 4-Link, ATG
-  Fox 32 Rhythm, 120mm
-  Fox Float DPS EVOL
-  Shimano XT
-  Shimano XT /
Shimano XT, 2x11-Speed, 11-42T
-  Fulcrum Red 55
-  27.5: 16", 18", 20" // 29er: 17", 19", 21", 23"
-  blue'n'green
-  12,9 kg

SIZE
SPLIT













STEREO 120 PRO

-  www.cube.eu/153200
-  HPA Ultralight, Advanced Hydroform, ETC 4-Link, ATG
-  RockShox Judy Silver TK Air, 100mm
-  Manitou Radium Expert RL
-  Shimano XT
-  Shimano XT / Shimano XT, 2x11-Speed, 11-42T
-  Answer Atac MA
-  27.5: 16", 18", 20" // 29er: 17", 19", 21", 23"
-  grey'n'flashyellow
-  13,6 kg



STEREO 120

-  www.cube.eu/153100
-  HPA Ultralight, Advanced Hydroform, ETC 4-Link, ATG
-  Manitou Markhor, 120mm
-  Manitou Radium Expert RL
-  Shimano BR-M315
-  Shimano Deore / Shimano XT, 2x10-Speed, 11-36T
-  Answer Atac MA
-  27.5: 16", 18", 20" // 29er: 17", 19", 21", 23"
-  black'n'blue
-  13,4 kg



EDGE



DER TRAILSPEZIALIST.

Der brandneue CUBE EDGE TRAIL wurde speziell auf die Bedürfnisse des anspruchsvollen Trailriders zugeschnitten. Mit einem komplett neu entwickelten Natural Fit Rückensystem bleibt der Rücken stets optimal belüftet. Die Verläufe der Polsterung nehmen hierbei Bezug zur ersten Schicht der Rückenmuskulatur und verteilen den Druck optimal. Ausgestattet mit einem in Deutschland entwickelten und produzierten Rückenprotector ist der EDGE TRAIL der richtige Begleiter für das nächste Trail-Abenteuer. EN — THE TRAIL SPECIALIST. The brand-new CUBE EDGE TRAIL is tailored specifically to the needs of demanding trail riders. Thanks to the entirely new Natural Fit back system, the back stays perfectly ventilated, while the padding is designed around the surface muscles in the back for optimum pressure distribution. Equipped with a back protector designed and made in Germany, the EDGE TRAIL is the perfect choice for every trail adventure. PEAK has a Velcro strap fastener.

TRAIL

BACKPACK













+
**THE FUTURE OF
ALL MOUNTAIN.**



+ STEREO 140 HPC

Leicht, agil, schnell und selbst für die härtesten Trails perfekt geeignet: wahrscheinlich der Begleiter, nach dem du schon immer gesucht hast! EN — Light, agile, fast and supremely capable on even the toughest of trails, it's almost certainly the mountain companion you've been looking for.











STEREO 140 HPC TM 27.5

-  www.cube.eu/154300
-  HPC Advanced Twin Mold, Aluminum 6061 T6 Rear Triangle, ETC 4-Link
-  Fox 36 Float Factory, 150mm
-  Fox Float DPX2 Factory EVOL
-  Sram Code R
-  Sram X1 Eagle, 32T / Sram GX Eagle, 1x12-Speed, 10-50T
-  Newmen Evolution SL A.30
-  16", 18", 20", 22"
-  grey'n'orange
-  13,2 kg





STEREO 140 HPC SL 27.5

-  www.cube.eu/154200
-  HPC Advanced Twin Mold, Aluminum 6061
T6 Rear Triangle, ETC 4-Link
-  Fox 34 Float, 150mm
-  Fox Float DPS EVOL
-  Shimano XT
-  Shimano XT / Shimano XT, 2x11-Speed, 11-42T
-  Fulcrum Red 55 EM
-  16", 18", 20", 22"
-  carbon'n'white
-  13,5 kg

**STEREO 140 HPC RACE 27.5**

-  www.cube.eu/154100
-  HPC Advanced Twin Mold, Aluminum 6061
T6 Rear Triangle, ETC 4-Link
-  Fox 34 Rhythm, 150mm
-  Fox Float DPS EVOL
-  Shimano Deore
-  Race Face Aeffect / Shimano XT, 2x11-Speed, 11-42T
-  Answer Atac EM
-  16", 18", 20", 22"
-  blue'n'grey
-  13,6 kg



+
**EXTRA GRIP.
EXTRA CONTROL.**



+ STEREO 150

Mit dem zusätzlichen Grip der extrabreiten Reifen und der Kontrolle durch unsere Agile Trail Geometry erwartest dich eine unglaubliche Kombination aus agilem, aber sicherem Handling. EN — With the grip offered by the extra wide tyres and the control afforded by our Agile Trail Geometry (ATG), you're guaranteed an incredible combination of lively but safe handling.


STEREO 150 27.5+

- 🌐 www.cube.eu/154700
- 🔪 HPA Ultralight, ETC 4-Link, ATG, ISCG Mount
- 🔪 RockShox Yari RC, 150mm
- 🔪 RockShox Monarch RT DebonAir
- 🌀 Sram Guide R
- 🔑 Sram X1 Eagle, 30T / Sram GX Eagle, 1x12-Speed, 10-50T
- 🌀 Answer Plus Atac
- 🔪 16", 18", 20", 22"
- 🔪 black'n'blue
- 📦 14,6 kg





BA



OPTIMALE PASSFORM & GROSSE VIELSEITIGKEIT.

Ein Mountainbike-Helm der seines Gleichen sucht. Ausgestattet mit dem CUBE eigenen Premium Fit System, den neuen Flat Dividern und dem magnetischen Kinnverschluss ist er seiner Zeit voraus. Die gleichmäßige Anordnung von Belüftungsöffnungen und die tiefen internen Kanäle garantieren dir stets einen kühlen Kopf. EN — PERFECT FIT & A WIDE RANGE OF USES. A mountain bike helmet that's hard to beat. Featuring CUBE's own Premium Fit System, the brand-new Flat Dividers for optimised webbing guiding and a magnetic chin band, the Badger is way ahead of its time. Evenly spaced vents and deep-section internal channels guarantee a cool head at all times.

DGER

HELMET



+
**MAKE EVERY TRAIL
FEEL LIKE HOME.**



+ STEREO 160 TM

So leicht, so zuverlässig, so unglaublich vielseitig: Mit seinen 160mm Federweg steht der Vollcarbonrahmen des Stereo 160 für jede Menge Spaß auf herausfordernden Trails. — EN — So light, so accomplished, so unbelievably versatile: the Stereo 160 blends a full carbon, 160mm chassis with an exclusive package of components to create a bike that's all about putting the fun into the most challenging of trails.








STEREO 160 C:62 TM 27.5

- 🌐 www.cube.eu/156300
- 🔪 C:62 Advanced Twin Mold, ETC 4-Link, ATG
- 🔪 Fox 36 Float, 160mm
- 🔪 Fox Float DPX2 EVOL
- 🔪 Sram Code R
- 🔪 Sram X1 Eagle, 32T / Sram GX Eagle, 1x12-Speed, 10-50T
- 🔪 Newmen Evolution SL A.30
- 🔪 16", 18", 20", 22"
- 🔪 carbon'n'orange
- 🔪 12,9 kg















STEREO 160 SL 27.5

-  www.cube.eu/156200
-  HPA Ultralight, ETC 4-Link, ATG, ISCG Mount
-  Fox 34 Float, 160mm
-  Fox Float DPS EVOL
-  Shimano XT
-  Shimano XT / Shimano XT, 2x11-Speed, 11-42T
-  Fulcrum Red 55 EM
-  16", 18", 20", 22"
-  metal'n'blue
-  13,4 kg



STEREO 160 RACE 27.5

-  www.cube.eu/156100
-  HPA Ultralight, ETC 4-Link, ATG, ISCG Mount
-  Fox 34 Float, 160mm
-  Fox Float DPS EVOL
-  Magura MT5
-  Race Face Aeffect, 32T / Shimano Deore, 1x10-Speed, 11-42T
-  Answer Atac EM
-  16", 18", 20", 22"
-  black'n'grey
-  13,5 kg



+
**THE NEW
CHAPTER
OF FUN.**















HANZZ 190 TM

Ob du im Bikepark deine Grenzen austestest oder beim Downhill-Rennen auf der Startrampe stehst, du musst dich stets auf dein Bike verlassen können. Hier kommt unser brandneues Hanzz 190 ins Spiel. EN — Whether you're pushing your limits in the bike park or lining up for the start of another downhill run, you need to know that you can rely on your bike. We built the Hanzz 190 – brand new for 2018 – to fulfill that role, without breaking the bank.











HANZZ 190 TM 27.5

-  www.cube.eu/157300
-  Aluminium Light, Advanced Mechanical Forming, FSP 4-Link, ISCG Mount
-  Fox 36 Float Factory, 180mm
-  Fox Float X2 Factory
-  Sram Code R
-  Race Face Atlas, 34T / Sram X1, 1x11-Speed, 9-44T
-  e*thirteen LG1+
-  16", 18", 20"
-  grey'n'black
-  14,5 kg















HANZZ 190 SL 27.5

-  www.cube.eu/157200
-  Aluminium Light, Advanced Mechanical Forming, FSP 4-Link, ISCG Mount
-  Marzocchi Bomber 380 CR, 200mm
-  Fox Van RC
-  Sram Code R
-  Race Face Chester, 32T / Sram GX, 1x10-Speed, 11-28T
-  Answer Atac EM
-  16", 18", 20"
-  metal'n'mint
-  16,5 kg

**HANZZ 190 RACE 27.5**











-  www.cube.eu/157100
-  Aluminium Light, Advanced Mechanical Forming, FSP 4-Link, ISCG Mount
-  Suntour Durolux RC, 180mm
-  Fox Van RC
-  Magura MT5
-  Race Face Chester, 32T / Shimano Deore, 1x10-Speed, 11-42T
-  Answer Atac EM
-  16", 18", 20"
-  red'n'lime
-  15,4 kg













+
**WINNING
TECHNOLOGY.**









TWO15 SL 27.5

-  www.cube.eu/158200
-  HPA Ultralight, Advanced Hydroform, ETC 4-Link, ISCG Mount, 215mm Travel
-  Fox 40 Float Factory, 203mm
-  Fox Float X2 Factory
-  Magura MT7
-  Race Face SixC, 32T / Sram X01 DH, 1x7-Speed, 10-24T
-  DT CSW DH 3.7
-  S, M, L
-  blue'n'orange
-  15,5 kg

**TWO15 RACE 27.5**

-  www.cube.eu/158100
-  HPA Ultralight, Advanced Hydroform, ETC 4-Link, ISCG Mount, 215mm Travel
-  Marzocchi Bomber 380 CR, 200mm
-  Fox Van RC
-  Magura MT5
-  Race Face Chester, 36T / Sram GX, 1x10-Speed, 11-28T
-  Answer Atac DH
-  S, M, L
-  black'n'green
-  16,8 kg

**CUBE TWO15 FRAMESET**

-  www.cube.eu/158300
-  HPA Ultralight, Advanced Hydroform, ETC 4-Link, ISCG Mount, 215mm Travel
-  Fox Float X2 Factory
-  S, M, L
-  Global Squad
-  4,2 kg

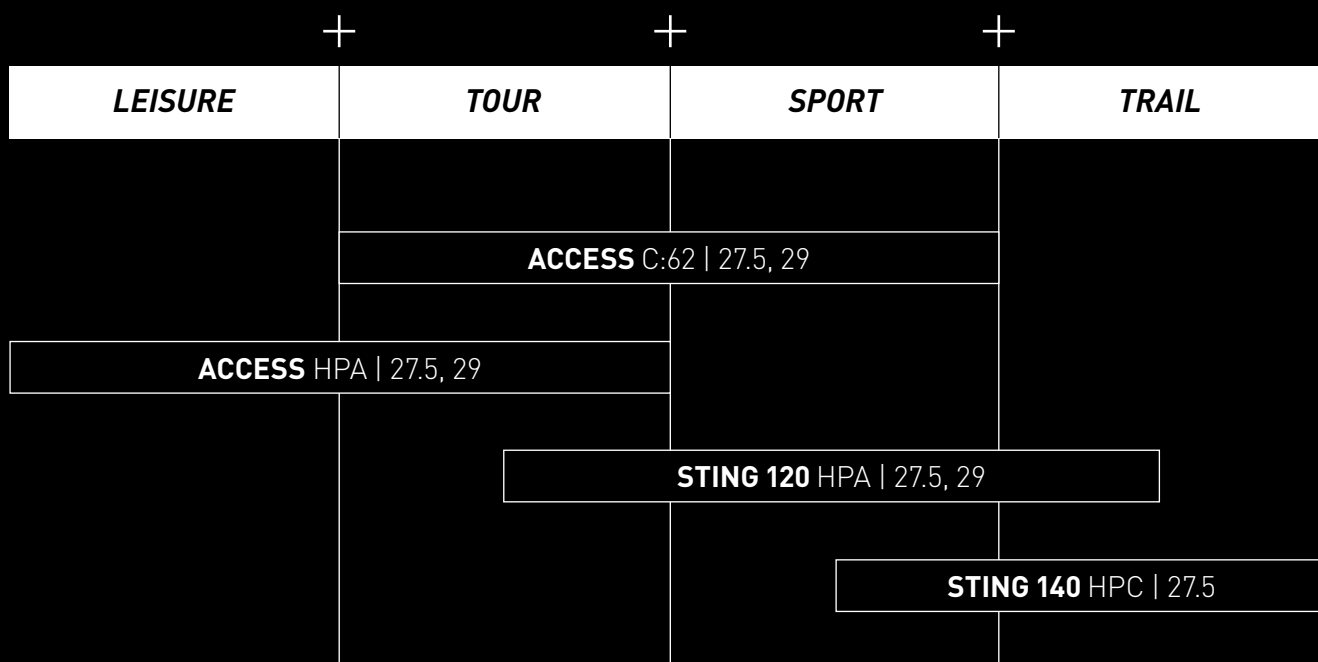


OVERVIEW



MOUNTAINBIKE










WOMEN'S SERIES



+
**PERFORMANCE BIKE
FOR DEMANDING
WOMEN.**



ACCESS WS C:62 SL

-  www.cube.eu/126300
-  C:62 Monocoque Advanced Twin Mold Technology, ARG2, Tapered Headtube, PressFit Boost BB, Integrated Cable Routing, Boost148, Dropper Post Ready
-  Fox 32 Rhythm, Tapered, Remote Lockout, 100mm
-  Sram Level TL
-  Sram Stylo Eagle, 32T / Sram GX Eagle, 1x12-Speed, 10-50T
-  Answer Atac MA
-  27.5: 13.5" // 29: 15", 17", 19"
-  team ws
-  10,7 kg



SIZE
SPLIT

98 — 99 — WOMEN'S SERIES

ACCESS WS C:62 PRO





-  www.cube.eu/126200
-  C:62 Monocoque Advanced Twin Mold Technology, ARG2, Tapered Headtube, PressFit Boost BB, Integrated Cable Routing, Boost148, Dropper Post Ready
-  RockShox Recon Silver, 100mm, Remote Lockout
-  Shimano BR-M315
-  Shimano XT / Shimano XT, 2x11-Speed, 11-42T
-  27.5: 13.5" // 29: 15", 17", 19"
-  carbon'n'mint
-  12,3 kg



SIZE
SPLIT



ACCESS WS SL

-  www.cube.eu/125610
-  Aluminium Lite, Triple Butted, Advanced Hydroforming, Internal Cable Routing, Easy Mount Kickstand Ready, Tapered Headtube, Press Fit BB
-  RockShox Recon Silver, 100mm, Remote Lockout
-  Shimano BR-M315
-  Race Face Ride / Shimano XT, 2x11-Speed, 11-42T
-  27.5: 13.5", 16" // 29er: 17", 19"
-  blue'n'raspberry
-  13,2 kg











ACCESS WS SL

-  www.cube.eu/125600
-  Aluminium Lite, Triple Butted, Advanced Hydroforming, Internal Cable Routing, Easy Mount Kickstand Ready, Tapered Headtube, Press Fit BB
-  RockShox Recon Silver, 100mm, Remote Lockout
-  Shimano BR-M315
-  Race Face Ride / Shimano XT, 2x11-Speed, 11-42T
-  27.5: 13.5", 16" // 29er: 17", 19"
-  iridium'n'gold
-  13,2 kg











ACCESS WS RACE

-  www.cube.eu/125510
-  Aluminium Lite, AMF, Internal Cable Routing, Easy Mount Kickstand Ready
-  SR Suntour XCR32 Air, 100mm, Remote Lockout
-  Shimano BR-M315
-  Shimano FC-MT500-3 / Shimano XT, 3x10-Speed, 11-36T
-  27.5: 13.5", 16" // 29er: 17", 19"
-  hazypurple'n'mint
-  13,3 kg

 SIZE
SPLIT











ACCESS WS RACE

-  www.cube.eu/125500
-  Aluminium Lite, AMF, Internal Cable Routing, Easy Mount Kickstand Ready
-  SR Suntour XCR32 Air, 100mm, Remote Lockout
-  Shimano BR-M315
-  Shimano FC-MT500-3 / Shimano XT, 3x10-Speed, 11-36T
-  27.5: 13.5", 16" // 29er: 17", 19"
-  grey'n'berry
-  13,4 kg









 SIZE
SPLIT











ACCESS WS PRO ALLROAD

-  www.cube.eu/125460
-  Aluminium Lite, AMF, Internal Cable Routing, Easy Mount Kickstand Ready
-  Suntour XCM ATB, 100mm, Remote Lockout
-  Shimano BR-M315
-  Shimano FC-MT100 / Shimano Deore, 3x9-Speed, 12-36T
-  27.5: 13.5", 16" // 29er: 17", 19"
-  white'n'blue
-  15,5 kg










 SIZE
SPLIT
ACCESS WS PRO ALLROAD

-  www.cube.eu/125450
-  Aluminium Lite, AMF, Internal Cable Routing, Easy Mount Kickstand Ready
-  Suntour XCM ATB, 100mm, Remote Lockout
-  Shimano BR-M315
-  Shimano FC-MT100 / Shimano Deore, 3x9-Speed, 12-36T
-  27.5: 13.5", 16" // 29er: 17", 19"
-  black'n'orange
-  15,4 kg


 SIZE
SPLIT
ACCESS WS PRO









-  www.cube.eu/125410
-  Aluminium Lite, AMF, Internal Cable Routing, Easy Mount Kickstand Ready
-  SR Suntour XCM, 100mm, Remote Lockout
-  Shimano BR-M315
-  Shimano FC-MT100 / Shimano Deore, 3x9-Speed, 12-36T
-  27,5:13.5", 16" // 29er: 17", 19"
-  mint'n'raspberry
-  13,8 kg


 SIZE
SPLIT
ACCESS WS PRO

-  www.cube.eu/125400
-  Aluminium Lite, AMF, Internal Cable Routing, Easy Mount Kickstand Ready
-  SR Suntour XCM, 100mm, Remote Lockout
-  Shimano BR-M315
-  Shimano FC-MT100 / Shimano Deore, 3x9-Speed, 12-36T
-  27,5:13.5", 16" // 29er: 17", 19"
-  black'n'grey
-  14 kg


 SIZE
SPLIT









ACCESS WS EXC

-  www.cube.eu/125310
-  Aluminium Lite, AMF, Internal Cable Routing, Easy Mount Kickstand Ready
-  SR Suntour XCM, 100mm, Remote Lockout
-  Shimano BR-M315
-  Shimano FC-TY501 / Shimano RD-M360, 3x8-Speed, 12-32T
-  27.5: 13.5", 16", 18" // 29er: 17", 19"
-  hazypurple'n'berry
-  14 kg



SIZE
SPLIT









ACCESS WS EXC

-  www.cube.eu/125300
-  Aluminium Lite, AMF, Internal Cable Routing, Easy Mount Kickstand Ready
-  SR Suntour XCM, 100mm, Remote Lockout
-  Shimano BR-M315
-  Shimano FC-TY501 / Shimano RD-M360, 3x8-Speed, 12-32T
-  27.5: 13.5", 16", 18" // 29er: 17", 19"
-  black'n'blue
-  14 kg



SIZE
SPLIT









ACCESS WS EAZ

-  www.cube.eu/125210
-  Aluminium Lite, AMF, Internal Cable Routing, Easy Mount Kickstand Ready
-  SR Suntour XCT, 100mm
-  Tektro HD-M285
-  Shimano FC-TY501 / Shimano RD-TX800, 3x8-Speed, 12-32T
-  27.5: 13.5", 16", 18" // 29: 17", 19"
-  white'n'green
-  14,1 kg



SIZE
SPLIT









ACCESS WS EAZ

-  www.cube.eu/125200
-  Aluminium Lite, AMF, Internal Cable Routing, Easy Mount Kickstand Ready
-  SR Suntour XCT, 100mm
-  Tektro HD-M285
-  Shimano FC-TY501 / Shimano RD-TX800, 3x8-Speed, 12-32T
-  27.5: 13.5", 16", 18" // 29er: 17", 19"
-  black'n'mint
-  14 kg











SIZE
SPLIT









ACCESS WS ALLROAD

-  www.cube.eu/125160
-  Aluminium Lite, AMF, Internal Cable Routing, Easy Mount Kickstand Ready
-  SR Suntour XCT, 100mm
-  Tektro MD-280
-  Shimano FC-TX801 / Shimano RD-TX800, 3x8-Speed, 12-32T
-  27.5: 13.5", 16" // 29: 17", 19"
-  blue'n'aqua
-  15,5 kg










 SIZE SPLIT
ACCESS WS ALLROAD

-  www.cube.eu/125150
-  Aluminium Lite, AMF, Internal Cable Routing, Easy Mount Kickstand Ready
-  SR Suntour XCT, 100mm
-  Tektro MD-280
-  Shimano FC-TX801 / Shimano RD-TX800, 3x8-Speed, 12-32T
-  27.5: 13.5", 16" // 29: 17", 19"
-  grey'n'green
-  15,4 kg


 SIZE SPLIT
ACCESS WS

-  www.cube.eu/125110
-  Aluminium Lite, AMF, Internal Cable Routing, Easy Mount Kickstand Ready
-  SR Suntour XCT, 100mm
-  Tektro MD-280
-  Shimano FC-T501 / Shimano RD-TX800, 3x8-Speed, 12-32T
-  27.5: 13.5", 16" // 29: 17", 19"
-  aqua'n'green
-  14,1 kg











 SIZE SPLIT
ACCESS WS

-  www.cube.eu/125100
-  Aluminium Lite, AMF, Internal Cable Routing, Easy Mount Kickstand Ready
-  SR Suntour XCT, 100mm
-  Tektro MD-280
-  Shimano FC-T501 / Shimano RD-TX800, 3x8-Speed, 12-32T
-  27.5: 13.5", 16" // 29: 17", 19"
-  grey'n'orange
-  14,1 kg


 SIZE SPLIT



STING WS 120 PRO









-  www.cube.eu/127200
-  HPA Ultralight, Advanced Hydroforming, Triple Butted, ETC 4-Link, AXH
-  RockShox Judy Silver TK Air, 120mm
-  Shimano XT
-  Shimano XT / Shimano XT, 2x11-Speed, 11-42T
-  Answer Atac MA
-  27.5: 13.5", 16" // 29er: 17", 19"
-  iridium'n'berry
-  13,4 kg



SIZE
SPLIT

106 – 107 – WOMEN'S SERIES

STING WS 120

-  www.cube.eu/127100
-  HPA Ultralight, Advanced Hydroforming, Triple Butted, ETC 4-Link, AXH
-  Suntour Raidon XC LO-R, 120mm
-  Shimano BR-M315
-  Shimano Deore / Shimano XT, 2x10-Speed, 11-36T
-  27.5: 13.5", 16" // 29er: 17", 19"
-  turkisblue'n'green
-  13,6 kg












SIZE
SPLIT










+
**MAKE IT
YOUR TRAIL.**



STING WS 140 HPC SL 27.5

-  www.cube.eu/128400
-  HPC Advanced Twin Mold, Aluminum 6061
T6 Rear Triangle, ETC 4-Link
-  RockShox Pike, 150mm
-  Sram Guide RS
-  Sram Descendant Eagle, 32T /
Sram X01 Eagle, 1x12-Speed, 10-50T
-  Newmen Evolution SL A.25
-  13.5", 16", 18"
-  team ws
-  12,4 kg

**STING WS 140 HPC RACE 27.5**

-  www.cube.eu/128300
-  HPC Advanced Twin Mold, Aluminum 6061
T6 Rear Triangle, ETC 4-Link
-  Fox 34 Rhythm, 150mm
-  Magura MT Trail Custom
-  Race Face Aeffect SL /
Shimano XT, 2x11-Speed, 11-42T
-  Answer Atac MA
-  13.5", 16", 18"
-  carbon'n'aqua
-  13,6 kg



OVERVIEW



TOUR

	+	+	+	
	<i>COMFORT</i>	<i>TOUR</i>	<i>SPORT</i>	<i>URBAN</i>
		CROSS		
		NATURE		
	KATHMANDU			
	TOURING			
TOWN				
		TRAVEL		
		SL ROAD		
		EDITOR		
		HYDE		
ELLY				

+
**WHEN
TECHNOLOGY
MEETS NATURE.**





CROSS










Dieses Bike bringt urbane Mobilität und die Freiheit auf zwei Rädern auf den Punkt. Ein extrem sicheres, stabiles Bike mit einfachstem Handling. EN — It is, to put it simply, urban mobility and freedom rolled into one safe, stable and easy-to-use machine.

RAHMENVARIANTEN
FRAME TYPES











112 — 113 — TOUR

CROSS SL

-  www.cube.eu/145450
-  Aluminium Superlite Trekking Cross Taper Double Butted
-  RockShox Paragon Gold, Taper, 65mm, Remote Lockout
-  Shimano XT
-  Shimano XT / Shimano XTR, 2x11-Speed, 11-42T
-  DT Swiss CSW MA 1.9
-  Men: 46, 50, 54, 58, 62, Trapeze: 46, 50, 54
-  black edition
-  11,9 kg



CROSS EXC









-  www.cube.eu/145400
-  Aluminium Superlite Trekking Cross Taper Double Butted
-  RockShox Paragon Gold, Taper, 65mm, Remote Lockout
-  Shimano XT
-  Shimano XT / Shimano XT, 3x10-Speed, 11-34T
-  Men: 46, 50, 54, 58, 62, Trapeze: 46, 50, 54
-  iridium'n'red
-  12 kg



RAHMENVARIANTEN FRAME TYPES



CROSS PRO









-  www.cube.eu/145350
-  Aluminium Superlite Trekking Cross Taper Double Butted
-  RockShox Paragon Gold, Taper, 65mm, Lockout
-  Shimano BR-M315
-  Shimano XT / Shimano XT, 3x10-Speed, 11-34T
-  Men: 46, 50, 54, 58, 62, Trapeze: 46, 50, 54
-  black'n'white
-  12,5 kg











RAHMENVARIANTEN FRAME TYPES



CROSS

-  www.cube.eu/145300
-  Aluminium Superlite Trekking Cross Taper Double Butted
-  RockShox Paragon Silver, Taper, 65mm, Lockout
-  Shimano BR-M315
-  Shimano FC-T551 / Shimano XT, 3x10-Speed, 11-34T
-  Men: 46, 50, 54, 58, 62, Trapeze: 46, 50, 54
-  black'n'green
-  12,9 kg









**RAHMENVARIANTEN
FRAME TYPES****CROSS ALLROAD**

-  www.cube.eu/146300
-  Aluminium Superlite Trekking Cross Taper Double Butted
-  RockShox Paragon Silver, Taper, 65mm, Lockout
-  Shimano BR-M315
-  Shimano FC-T551 / Shimano XT, 3x10-Speed, 11-34T
-  Men: 46, 50, 54, 58, 62, Trapeze: 46, 50, 54
-  black'n'green
-  14,7 kg

**RAHMENVARIANTEN
FRAME TYPES**











NATURE SL

-  www.cube.eu/145260
-  Aluminium Superlite Trekking Cross Double Butted
-  SR Suntour NEX HLO, 63mm
-  Shimano BR-M315
-  Shimano FC-T551 / Shimano XT, 3x10-Speed, 11-34T
-  Men: 46, 50, 54, 58, 62, Trapeze: 46, 50, 54
-  darkred'n'red
-  13,5 kg

RAHMENVARIANTEN FRAME TYPES











NATURE SL

-  www.cube.eu/145250
-  Aluminium Superlite Trekking Cross Double Butted
-  SR Suntour NEX HLO, 63mm
-  Shimano BR-M315
-  Shimano FC-T551 / Shimano XT, 3x10-Speed, 11-34T
-  Men: 46, 50, 54, 58, 62, Trapeze: 46, 50, 54
-  black'n'grey
-  13,4 kg

RAHMENVARIANTEN FRAME TYPES











NATURE SL ALLROAD

-  www.cube.eu/146200
-  Aluminium Superlite Trekking Cross Double Butted
-  SR Suntour NEX HLO, 63mm
-  Shimano BR-M315
-  Shimano FC-T551 / Shimano XT, 3x10-Speed, 11-34T
-  Men: 46, 50, 54, 58, 62, Trapeze: 46, 50, 54
-  black'n'grey
-  15,2 kg

RAHMENVARIANTEN FRAME TYPES



NATURE









-  www.cube.eu/145100
-  Aluminium Superlite Trekking Cross Double Butted
-  SR Suntour NEX, 63mm
-  Tektro HD-M285
-  Shimano FC-TX801 / Shimano RD-TX800, 3x8-Speed, 11-34T
-  46, 50, 54, 58, 62, Trapeze: 46, 50, 54
-  iridium'n'blue
-  13,5 kg

RAHMENVARIANTEN FRAME TYPES













NATURE EXC

-  www.cube.eu/145210
-  Aluminium Superlite Trekking Cross Double Butted
-  SR Suntour NEX HLO, 63mm
-  Shimano BR-M315
-  Shimano FC-T521 / Shimano Deore, 3x10-Speed, 11-34T
-  Men: 46, 50, 54, 58, 62, Trapeze: 46, 50, 54
-  blue'n'blue
-  13,6 kg

RAHMENVARIANTEN FRAME TYPES











NATURE EXC

-  www.cube.eu/145200
-  Aluminium Superlite Trekking Cross Double Butted
-  SR Suntour NEX HLO, 63mm
-  Shimano BR-M315
-  Shimano FC-T521 / Shimano Deore, 3x10-Speed, 11-34T
-  Men: 46, 50, 54, 58, 62, Trapeze: 46, 50, 54
-  iridium'n'red
-  13,5 kg

RAHMENVARIANTEN FRAME TYPES











NATURE PRO ALLROAD

-  www.cube.eu/146100
-  Aluminium Superlite Trekking Cross Double Butted
-  SR Suntour NEX HLO, 63mm
-  Shimano BR-M315
-  Shimano FC-M371 / Shimano Deore, 3x9-Speed, 11-34T
-  Men: 46, 50, 54, 58, 62, Trapeze: 46, 50, 54
-  grey'n'white
-  15,5 kg

RAHMENVARIANTEN FRAME TYPES



NATURE PRO

-  www.cube.eu/145150
-  Aluminium Superlite Trekking Cross Double Butted
-  SR Suntour NEX HLO, 63mm
-  Shimano BR-M315
-  Shimano FC-M371 / Shimano Deore, 3x9-Speed, 11-34T
-  Men: 46, 50, 54, 58, 62, Trapeze: 46, 50, 54
-  grey'n'white
-  13,8 kg

RAHMENVARIANTEN FRAME TYPES



+
**RIDE WHERE
NO-ONE HAS
RIDDEN BEFORE.**





KATHMANDU









RAHMENVARIANTEN
FRAME TYPES

Komfort ist die Voraussetzung dafür, dass du deinen Blick auf die wesentlichen Dinge richten kannst. Genau aus diesem Grund liegt dem Rahmen des Kathmandu unsere bewährte Efficient Comfort Geometry zugrunde, die dich in die optimale Sitzposition für lange Touren bringt – die perfekte Kombination aus Komfort und Performance. EN — You can't broaden the mind if you're not comfortable. That's why the Kathmandu is built with our renowned Efficient Comfort Geometry, which puts you in the optimum position for the best blend of comfort and performance – mile after mile after mile.



118 — 119 — TOUR









KATHMANDU SL

-  www.cube.eu/148400
-  Aluminium Superlite Trekking Comfort IC 2.0 Double Butted
-  RockShox Paragon Gold, 65mm, Lockout
-  Shimano XT
-  Shimano XT / Shimano XT, 3x10-Speed, 11-34T
-  Men: 46, 50, 54, 58, 62, Trapeze: 46, 50, 54
-  black edition
-  14,3 kg





KATHMANDU EXC

-  www.cube.eu/148350
-  Aluminium Superlite Trekking Comfort IC 2.0 Double Butted
-  SR Suntour NCX D LO Air, 63mm, Lockout
-  Shimano BR-MT500
-  Shimano XT / Shimano XT, 3x10-Speed, 11-34T
-  Men: 46, 50, 54, 58, 62, Trapeze: 46, 50, 54
-  iridium'n'blue
-  15 kg









RAHMENVARIANTEN FRAME TYPES



120 – 121 – TOUR











KATHMANDU PRO

-  www.cube.eu/148300
-  Aluminium Superlite Trekking Comfort IC 2.0 Double Butted
-  SR Suntour NCX D LO Air, 63mm, Lockout
-  Shimano BR-M315
-  Shimano FC-T551 / Shimano XT, 3x10-Speed, 11-34T
-  Men: 46, 50, 54, 58, 62, Trapeze: 46, 50, 54
-  iridium'n'black
-  15,2 kg

RAHMENVARIANTEN FRAME TYPES



KATHMANDU PRO

-  www.cube.eu/148310
-  Aluminium Superlite Trekking Comfort IC 2.0 Double Butted
-  SR Suntour NCX D LO Air, 63mm, Lockout
-  Shimano BR-M315
-  Shimano FC-T551 / Shimano XT, 3x10-Speed, 11-34T
-  Men: 46, 50, 54, 58, 62, Trapeze: 46, 50, 54
-  iridium'n'green
-  15,2 kg

RAHMENVARIANTEN FRAME TYPES



TOURING SL

- www.cube.eu/148250
- Aluminium Superlite Trekking Comfort Double Butted
- SR Suntour NEX HLO, 63mm, EE: 50mm
- Shimano BR-M315
- Shimano FC-T521 / Shimano XT, 3x10-Speed, 11-34T
- Men: 46, 50, 54, 58, 62
Easy Entry: 45, 49, 53, Trapeze: 46, 50, 54
- black'n'white
- 16,5 kg



RAHMENVARIANTEN FRAME TYPES



TOURING EXC

- www.cube.eu/148200
- Aluminium Superlite Trekking Comfort Double Butted
- SR Suntour NEX HLO, 63mm, EE: 50mm
- Shimano BR-M315
- Shimano FC-T3010 / Shimano XT, 3x9-Speed, 11-34T
- Men: 46, 50, 54, 58, 62,
Easy Entry: 45, 49, 53, Trapeze: 46, 50, 54
- black'n'grey
- 16,7 kg

RAHMENVARIANTEN FRAME TYPES



TOURING EXC









- www.cube.eu/148210
- Aluminium Superlite Trekking Comfort Double Butted
- SR Suntour NEX HLO, 63mm, EE: 50mm
- Shimano BR-M315
- Shimano FC-T3010 / Shimano XT, 3x9-Speed, 11-34T
- Men: 46, 50, 54, 58, 62,
Easy Entry: 45, 49, 53, Trapeze: 46, 50, 54
- darkred'n'red
- 16,8 kg

RAHMENVARIANTEN FRAME TYPES





TOURING PRO

-  www.cube.eu/148150
-  Aluminium Superlite Trekking Comfort Double Butted
-  SR Suntour NEX, 63mm, EE: 50mm
-  Tektro HD-M285
-  Shimano FC-T801 / Shimano RD-M310, 3x8-Speed, 11-34T
-  Men: 46, 50, 54, 58, 62, Easy Entry: 45, 49, 53, Trapeze: 46, 50, 54
-  white'n'silver
-  16,5 kg

RAHMENVARIANTEN FRAME TYPES











TOURING ONE

-  www.cube.eu/148050
-  Aluminium Superlite Trekking Comfort Double Butted
-  SR Suntour NEX, 63mm
-  Shimano BR-M315
-  Shimano FC-TY301 / Shimano RD-M360, 3x8-Speed, 11-34T
-  Men: 46, 50, 54, 58, 62, Trapeze: 46, 50, 54
-  black'n'grey
-  16,7 kg
- NOT AVAILABLE IN ALL MARKETS**

RAHMENVARIANTEN FRAME TYPES











TOURING

-  www.cube.eu/148100
-  Aluminium Superlite Trekking Comfort Double Butted
-  SR Suntour NEX, 63mm
-  V-Brake
-  Shimano FC-TX801 / Shimano RD-TX800, 3x8-Speed, 12-32T
-  Men: 46, 50, 54, 58, 62, Easy Entry: 45, 49, 53, Trapeze: 46, 50, 54
-  iridium'n'red
-  16,2 kg

RAHMENVARIANTEN FRAME TYPES



TOURING

-  www.cube.eu/148110
-  Aluminium Superlite Trekking Comfort Double Butted
-  SR Suntour NEX, 63mm
-  V-Brake
-  Shimano FC-TX801 / Shimano RD-TX800, 3x8-Speed, 12-32T
-  Men: 46, 50, 54, 58, 62, Easy Entry: 45, 49, 53, Trapeze: 46, 50, 54
-  green'n'silver
-  16,3 kg

RAHMENVARIANTEN FRAME TYPES











+ TOWN









Dein Wunschbike soll komfortabel sein. Du willst mit ihm im Stadtverkehr schnell von A nach B kommen. Gewisse Packesel-Qualitäten für den Wochenendeinkauf wären auch nicht zu verachten und vor allem – es muss unkompliziert sein. Genau das bietet unser Town. EN — You want a bike that's comfortable, nippy around town, versatile enough to carry shopping or anything else that you might need to take with you... and, above all, doesn't get in the way of your busy life. Have you met our Town?



TOWN PRO COMFORT

-  www.cube.eu/149100
-  Aluminium Superlite Trekking Comfort Double Butted
-  SR Suntour NEX, 63mm
-  V-Brake
-  Shimano Nexus, 38T / Shimano Nexus, 7-Speed
-  46, 50, 54, 58, 62, Easy Entry: 45, 49, 53
-  black
-  16,5 kg

**RAHMENVARIANTEN
FRAME TYPES****TOWN PRO**

-  www.cube.eu/149150
-  Aluminium Superlite Trekking Comfort Double Butted
-  SR Suntour NEX, 63mm
-  V-Brake, EE: V-Brake, Coaster Brake
-  Truvativ E400, 42T / Shimano Nexus, 8-Speed
-  46, 50, 54, 58, 62, Easy Entry: 45, 49, 53
-  black
-  16,8 kg

**RAHMENVARIANTEN
FRAME TYPES**

+
**NO NEED TO
KEEP IT SLOW.**



TRAVEL









Ob du nun ganze Kontinente oder nur deine Stadt durchqueren möchtest – manchmal muss es einfach das Beste vom Besten sein, mit anderen Worten: das Travel. EN — There are times when only the best will do. No matter whether your ambitions extend to crossing continents or just across town, the Travel combination of light weight and reliable, high end components will get you there in comfort and style.

RAHMENVARIANTEN
FRAME TYPES











126 – 127 – TOUR

TRAVEL SPORT

-  www.cube.eu/150500
-  Aluminium Superlite Crossroad Taper Double Butted
-  Aluminium Rigid Fork Taper
-  Shimano XT
-  Shimano XT / Shimano XT, 3x10-Speed, 11-34T
-  Men: 50, 53, 56, 59, 62, Trapeze: 46, 49, 52
-  iridium'n'red
-  12.7 kg











TRAVEL SL

-  www.cube.eu/150400
-  Aluminium Superlite Urban Double Butted
-  Aluminium Rigid Fork
-  Shimano BR-M315
-  Gates S150 CDN, 46T / Shimano Alfine, 8-Speed
-  Men: 46, 50, 54, 58, 62, Trapeze: 46, 50, 54
-  black'n'black
-  13,7 kg

RAHMENVARIANTEN FRAME TYPES



TRAVEL EXC

-  www.cube.eu/150300
-  Aluminium Superlite Trekking Sport 29 Taper Double Butted
-  Aluminium Rigid Fork 29" Tapered
-  Shimano BR-M315
-  Shimano FC-T551 / Shimano XT, 3x10-Speed, 11-34T
-  Men: 46, 50, 54, 58, 62, Trapeze: 46, 50, 54
-  black'n'grey
-  15,3 kg

RAHMENVARIANTEN FRAME TYPES



TRAVEL PRO

- 🌐 www.cube.eu/150200
- 🔪 Aluminium Superlite Trekking Sport 29 Taper Double Butted
- 🔪 Aluminium Rigid Fork 29" Tapered
- 🌀 Shimano BR-M315
- 🔗 Gates S150 CDN, 46T / Shimano Nexus, 8-Speed
- 📏 Men: 46, 50, 54, 58, 62, Trapeze: 46, 50, 54
- 🖌️ black'n'white
- 📦 15,7 kg



RAHMENVARIANTEN FRAME TYPES



TRAVEL

- 🌐 www.cube.eu/150100
- 🔪 Aluminium Superlite Trekking Sport 29 Taper Double Butted
- 🔪 Aluminium Rigid Fork 29" Tapered
- 🌀 Tektro HD-M285
- 🔗 Shimano FC-T3010 / Shimano Deore, 3x9-Speed, 11-34T
- 📏 Men: 46, 50, 54, 58, 62, Trapeze: 46, 50, 54
- 🖌️ black'n'green
- 📦 15,6 kg



RAHMENVARIANTEN FRAME TYPES



+
**SEE THE ROAD
DIFFERENTLY.**





SL ROAD SL

- 🌐 www.cube.eu/151400
- 🔧 Aluminium Superlite Crossroad Taper Double Butted
- 🔧 CUBE Road Race, Carbon, Disc, Taper
- 🔧 Shimano Deore
- 🔧 Shimano Ultegra / Shimano Ultegra, 2x11-Speed, 11-32T
- 🔧 DT Swiss Spline R24 Disc
- 🔧 50, 53, 56, 59, 62
- 🔧 grey'n'orange
- 🔧 9,7 kg



SL ROAD RACE

- 🌐 www.cube.eu/151300
- 🔧 Aluminium Superlite Crossroad Taper Double Butted
- 🔧 CUBE Road Race, Carbon, Disc, Taper
- 🔧 Shimano BR-M315
- 🔧 Shimano 105 / Shimano 105, 2x11-Speed, 11-32T
- 🔧 CUBE RA 0.8, 32H
- 🔧 50, 53, 56, 59, 62
- 🔧 iridium'n'green
- 🔧 10,4 kg



SL ROAD PRO

- 🌐 www.cube.eu/151200
- 🔧 Aluminium Superlite Crossroad Taper Double Butted
- 🔧 Aluminium Rigid Fork Taper
- 🔧 Shimano BR-M315
- 🔧 Shimano Sora / Shimano Sora, 2x9-Speed, 11-32T
- 🔧 CUBE RA 0.8, 32H
- 🔧 Men: 50, 53, 56, 59, 62, Trapeze: 47, 50, 53
- 🔧 black'n'red
- 🔧 11,2 kg

RAHMENVARIANTEN FRAME TYPES



SL ROAD

- 🌐 www.cube.eu/151100
- 🔧 Aluminium Superlite Crossroad Taper Double Butted
- 🔧 Aluminium Rigid Fork
- 🔧 Shimano BR-M315
- 🔧 Shimano Claris / Shimano Claris, 2x8-Speed, 12-32T
- 🔧 Men: 50, 53, 56, 59, 62, Trapeze: 47, 50, 53
- 🔧 black'n'blue
- 🔧 11,8 kg

RAHMENVARIANTEN FRAME TYPES



+
**BATTLE
THE CITY.**













EDITOR

Nicht nur im Look ist es seiner Zeit weit voraus. Auch in Sachen Komfort, Speed und Alltagstauglichkeit sucht es seinesgleichen. EN — We had one goal in mind when we set out to design the Editor: make the ultimate urban assault bike. Ultimate looks, ultimate comfort, ultimate speed, ultimate practicality.









EDITOR

-  www.cube.eu/147400
-  Aluminium Superlite Urban Double Butted
-  Aluminium Rigid Fork
-  Shimano Deore
-  Gates CDX Center Track, 46T / Shimano Alfine, 11-Speed
-  Men: 46, 50, 54, 58, 62
-  black'n'orange
-  11,6 kg













HYDE RACE

-  www.cube.eu/147300
-  Aluminium Superlite Urban Double Butted
-  Aluminium Rigid Fork
-  Shimano BR-M315
-  Gates S150 CDN, 46T / Shimano Alfine, 8-Speed
-  Men: 46, 50, 54, 58, 62, Trapeze: 46, 50, 54
-  black'n'green
-  11,9 kg

RAHMENVARIANTEN FRAME TYPES











HYDE PRO

-  www.cube.eu/147200
-  Aluminium Superlite Urban 29 Double Butted
-  Aluminium Rigid Fork 29" Taper
-  Shimano BR-M315
-  Gates S150 CDN, 46T / Shimano Nexus, 8-Speed
-  Men: 46, 50, 54, 58, 62, Trapeze: 46, 50, 54
-  black'n'blue
-  13,5 kg

RAHMENVARIANTEN FRAME TYPES



HYDE

-  www.cube.eu/147100
-  Aluminium Superlite Urban 29 Double Butted
-  Aluminium Rigid Fork 29" Taper
-  Shimano BR-M315
-  Shimano FC-T3010 / Shimano Deore, 3x9-Speed, 11-34T
-  Men: 46, 50, 54, 58, 62, Trapeze: 46, 50, 54
-  black'n'yellow
-  13,6 kg

RAHMENVARIANTEN FRAME TYPES



+
**ELLY
SERIES**





ELLY RIDE

- 🌐 www.cube.eu/149260
- 🔧 Aluminium Superlite Trekking Comfort Double Butted
- 🔪 SR Suntour NEX, 50mm
- 🚗 V-Brake
- 🔩 Shimano FC-T801 / Shimano RD-M360, 3x8-Speed, 12-32T
- 🔪 Easy Entry: 45, 49, 53
- 🎨 green'n'black
- 📦 16,7 kg



ELLY RIDE

- 🌐 www.cube.eu/149250
- 🔧 Aluminium Superlite Trekking Comfort Double Butted
- 🔪 SR Suntour NEX, 50mm
- 🚗 V-Brake
- 🔩 Shimano FC-T801 / Shimano RD-M360, 3x8-Speed, 12-32T
- 🔪 Easy Entry: 45, 49, 53
- 🎨 aqua'n'orange
- 📦 16,7 kg



ELLY CRUISE

- 🌐 www.cube.eu/149210
- 🔧 Aluminium Superlite Trekking Comfort Double Butted
- 🔪 SR Suntour NEX, 50mm
- 🚗 V-Brake
- 🔩 Shimano Nexus, 38T / Shimano Nexus, 8-Speed
- 🔪 Easy Entry: 45, 49, 53
- 🎨 red'n'mint
- 📦 17 kg



ELLY CRUISE

- 🌐 www.cube.eu/149200
- 🔧 Aluminium Superlite Trekking Comfort Double Butted
- 🔪 SR Suntour NEX, 50mm
- 🚗 V-Brake
- 🔩 Shimano Nexus, 38T / Shimano Nexus, 8-Speed
- 🔪 Easy Entry: 45, 49, 53
- 🎨 pistachio'n'blue
- 📦 17 kg

OVERVIEW



KIDS

	+		+		+	
	<i>CUBIE</i>	<i>NEWCOMER</i>	<i>YOUNGSTER</i>	<i>ROOKIE</i>		
CUBIE 120						
		KID 160				
			KID 200			
					KID 240	
						STEREO 140



+ CUBIE

Wir haben das Cubie 120 auf's Wesentliche reduziert – und doch bis ins letzte Detail durchdacht. EN — We reduced the Cubie 120 to just the bare essentials but, as you'd expect, our engineers fine-tuned every tube bend and angle.

CUBIE 120 GIRL

-  www.cube.eu/120100
-  Alu Lite 6061
-  Rigid Alloy fork
-  Wheelsize 12"
-  white'n'pink
-  3,9 kg











CUBIE 120

-  www.cube.eu/120110
-  Alu Lite 6061
-  Rigid Alloy fork
-  Wheelsize 12"
-  action team blue
-  3,9 kg











KID 160

-  www.cube.eu/121130
-  Alu Lite 6061
-  Rigid Hi-Ten fork
-  Front: Alloy Cantilever, Rear: Coaster Brake
-  Hudson, 32T
-  Wheelsize 16"
-  grey'n'green'n'kiwi
-  8,1 kg











KID 160

-  www.cube.eu/121120
-  Alu Lite 6061
-  Rigid Hi-Ten fork
-  Front: Alloy Cantilever, Rear: Coaster Brake
-  Hudson, 32T
-  Wheelsize 16"
-  flashgreen'n'orange
-  8,1 kg











KID 160 GIRL

-  www.cube.eu/121110
-  Alu Lite 6061
-  Rigid Hi-Ten fork
-  Front: Alloy Cantilever, Rear: Coaster Brake
-  Hudson, 32T
-  Wheelsize 16"
-  berry'n'pink
-  8 kg











KID 160









-  www.cube.eu/121100
-  Alu Lite 6061
-  Rigid Hi-Ten fork
-  Front: Alloy Cantilever, Rear: Coaster Brake
-  Hudson, 32T
-  Wheelsize 16"
-  black'n'flashred'n'blue
-  8 kg



KID 200 GIRL









-  www.cube.eu/122110
-  Alu Lite 6061
-  Rigid Hi-Ten fork
-  Alloy V- Brake
-  Prowheel, 36T / Shimano RD-TX31, 7-Speed
-  Wheelsize 20"
-  white 'n' pink
-  9,9 kg

**KID 200**

-  www.cube.eu/122100
-  Alu Lite 6061
-  Rigid Hi-Ten fork
-  Alloy V- Brake
-  Prowheel, 36T / Shimano RD-TX31, 7-Speed
-  Wheelsize 20"
-  black 'n' flashred 'n' blue
-  9,9 kg











KID 200

-  www.cube.eu/122140
-  Alu Lite 6061
-  Rigid Hi-Ten fork
-  Alloy V- Brake
-  Prowheel, 36T / Shimano RD-TX31, 7-Speed
-  Wheelsize 20"
-  action team grey
-  9,8 kg











KID 200

-  www.cube.eu/122050
-  Alu Lite 6061
-  Rigid Hi-Ten fork
-  Alloy V- Brake
-  Prowheel, 36T / Shimano RD-TX31, 7-Speed
-  Wheelsize 20"
-  action team
-  9,8 kg











KID 200

-  www.cube.eu/122130
-  Alu Lite 6061
-  Rigid Hi-Ten fork
-  Alloy V- Brake
-  Prowheel, 36T / Shimano RD-TX31, 7-Speed
-  Wheelsize 20"
-  grey'n'green
-  9,8 kg











KID 200









-  www.cube.eu/122120
-  Alu Lite 6061
-  Rigid Hi-Ten fork
-  Alloy V- Brake
-  Prowheel, 36T / Shimano RD-TX31, 7-Speed
-  Wheelsize 20"
-  orange'n'red
-  9,7 kg











KID 200 STREET GIRL

-  www.cube.eu/122310
-  Alu Lite 6061
-  Rigid Hi-Ten fork
-  Alloy V- brake
-  Prowheel, 36T / Shimano RD-TX31, 7-Speed
-  Wheelsize 20"
-  purple'n'rose
-  12,2 kg









**KID 200 STREET BOY**

-  www.cube.eu/122300
-  Alu Lite 6061
-  Rigid Hi-Ten fork
-  Alloy V- brake
-  Prowheel, 36T / Shimano RD-TX31, 7-Speed
-  Wheelsize 20"
-  blue'n'black
-  11,8 kg

**KID 200 ALLROAD GIRL**









-  www.cube.eu/122210
-  Alu Lite 6061
-  Rigid Hi-Ten fork
-  Alloy V- Brake
-  Prowheel, 36T / Shimano RD-TX31, 7-Speed
-  Wheelsize 20"
-  berry'n'pink'n'kiwi
-  10,5 kg

**KID 200 ALLROAD**

-  www.cube.eu/122200
-  Alu Lite 6061
-  Rigid Hi-Ten fork
-  Alloy V- Brake
-  Prowheel, 36T / Shimano RD-TX31, 7-Speed
-  Wheelsize 20"
-  black'n'blue
-  10,7 kg











KID 240 SL

-  www.cube.eu/123400
-  Alu Lite 6061
-  SR Suntour Raidon LO-R
-  Tektro HDM-282
-  CUBE Crankset, 32T / Shimano SLX, 1x11-Speed
-  Wheelsize 24"
-  black'n'green
-  11,1 kg











KID 240 RACE

-  www.cube.eu/123300
-  Alu Lite 6061
-  SR Suntour XCR
-  Tektro HDM-282
-  CUBE Crankset, 32T / Shimano Deore, 1x10-Speed
-  Wheelsize 24"
-  green'n'orange
-  11,7 kg











KID 240 DISC









-  www.cube.eu/123210
-  Alu Lite 6061
-  SR Suntour XCT JR
-  Tektro HDM-282
-  Prowheel / Shimano RD-M310, 3x7-Speed
-  Wheelsize 24"
-  grey'n'flashgreen
-  12,7 kg











KID 240 DISC

-  www.cube.eu/123200
-  Alu Lite 6061
-  SR Suntour XCT JR
-  Tektro HDM-282
-  Prowheel / Shimano RD-M310, 3x7-Speed
-  Wheelsize 24"
-  blue'n'flashred
-  12,7 kg









**KID 240 DISC GIRL**

-  www.cube.eu/123220
-  Alu Lite 6061
-  SR Suntour XCT JR
-  Tektro HDM-282
-  Prowheel / Shimano RD-M310, 3x7-Speed
-  Wheelsize 24"
-  white'n'aqua
-  12,7 kg

**KID 240**









-  www.cube.eu/123140
-  Alu Lite 6061
-  SR Suntour SF11
-  Alloy V- Brake
-  Prowheel / Shimano RD-M310, 3x7-Speed
-  Wheelsize 24"
-  action team grey
-  12,1 kg

**KID 240**

-  www.cube.eu/123130
-  Alu Lite 6061
-  SR Suntour SF11
-  Alloy V- Brake
-  Prowheel / Shimano RD-M310, 3x7-Speed
-  Wheelsize 24"
-  black'n'blue
-  12,3 kg











KID 240

-  www.cube.eu/123120
-  Alu Lite 6061
-  SR Suntour SF11
-  Alloy V- Brake
-  Prowheel / Shimano RD-M310, 3x7-Speed
-  Wheelsize 24"
-  black'n'flashyellow
-  12,1 kg











KID 240 GIRL

-  www.cube.eu/123110
-  Alu Lite 6061
-  SR Suntour SF11
-  Alloy V- Brake
-  Prowheel / Shimano RD-M310, 3x7-Speed
-  Wheelsize 24"
-  berry'n'white
-  12,5 kg











KID 240

-  www.cube.eu/123100
-  Alu Lite 6061
-  SR Suntour SF11
-  Alloy V- Brake
-  Prowheel / Shimano RD-M310, 3x7-Speed
-  Wheelsize 24"
-  black'n'flashred'n'blue
-  12,3 kg



KID 240 "DIE MANNSCHAFT" DFB EDITION

NOT AVAILABLE IN ALL MARKETS









-  www.cube.eu/123150
-  Alu Lite 6061
-  SR Suntour SF11
-  Alloy V- Brake
-  Prowheel / Shimano RD-M310, 3x7-Speed
-  Wheelsize 24"
-  white'n'black'n'gold
-  12,2 kg











KID 240 ALLROAD

-  www.cube.eu/123500
-  Alu Lite 6061
-  SR Suntour SF11
-  Alloy V-Brake
-  Prowheel / Shimano RD-M310, 3x7-Speed
-  Wheelsize 24"
-  greyn'n'blue
-  13,6 kg





**KID 240 ALLROAD GIRL**

-  www.cube.eu/123510
-  Alu Lite 6061
-  SR Suntour SF11
-  Alloy V-Brake
-  Prowheel / Shimano RD-M310, 3x7-Speed
-  Wheelsize 24"
-  berry'n'white
-  13,5 kg

**KID 240 STREET BOY**

-  www.cube.eu/123600
-  Alu Lite 6061
-  SR Suntour SF11
-  Alloy V-Brake
-  Prowheel / Shimano RD-M310, 3x7-Speed
-  Wheelsize 24"
-  darkblue'n'aqua
-  14,2 kg

**KID 240 STREET GIRL**

-  www.cube.eu/123610
-  Alu Lite 6061
-  SR Suntour SF11
-  Alloy V-Brake
-  Prowheel / Shimano RD-M310, 3x7-Speed
-  Wheelsize 24"
-  grey'n'coral
-  13,5 kg



+
**IS THAT A
SMILE UNDER
ALL THE MUD?**



+ STEREO 140 YOUTH

150 — 151 — KIDS

Durch Efficient Trail Control garantieren wir auch den Youngsters auf dem Trail eine perfekt abgestimmte Kinematik über die vollen 140mm Federweg hinweg. Ross und Reiter liegen hier dank ultra-kompakter Überstandshöhe und quirliger Agile Trail Geometry ab dem ersten Meter Singletrail auf einer Wellenlänge. EN — Efficient Trail Control guarantees youngsters can enjoy the full 140mm of precise and responsive suspension kinematics. Ultra-compact standover clearance and nimble Agile Trail Geometry keep both steed and rider on the same wavelength from the first foot of singletrack to the last.

STEREO 140 YOUTH

- 🌐 www.cube.eu/159100
- 🔧 HPA Ultralight, Advanced Hydroform, Triple Butted, ETC 4-Link, ISCG Mount
- 🔪 SR Suntour Aion, 150mm
- 🔪 SR Suntour DUAir LOR8
- 🌀 Magura MT Trail Custom
- 🔑 Race Face Aeffect, 30T / Sram NX, 1x11-Speed, 11-42T
- 📏 13.5", 16", 18"
- 👤 action team
- 📦 13,6 kg





DEALER SEARCH

MAPS.CUBE.EU

+ CUBE DEALER SEARCH

Unsere Räder erhalten Sie mittlerweile bei Händlern in mehr als 60 Ländern weltweit. Wo der nächste CUBE-Händler in Ihrer Nähe ist erfahren Sie auf maps.cube.eu.^{EN} — Our bikes are available at dealers in more than 60 countries worldwide. Discover the next CUBE dealer in your area on maps.cube.eu.

Design by 4c media (www.cccc.de)

Images by Lars Scharl (www.larsscharlphoto.com), Ronny Kiaulehn (www.ronnykiaulehn.com), Nathan Hughes (nathughes.tumblr.com), Lukas Hennecke (www.hv-productions.com), Melanie Mayer (www.cccc.de), Sebastian Kuhn (www.drehmomente.de), Leon van Bon (www.leonvanbonphotography.com)

Trotz sorgfältiger Erstellung und Kontrolle aller Daten sind Änderungen und Irrtümer vorbehalten.
Despite careful preparation and checking of all data we reserve the right to make changes without notice. Errors cannot be excluded.

© CUBE 2017/2018



